












## SECTION 3 - BAND SERVICE - LOCATION AND MEASUREMENTS







### 15. 1/1F Dress – Ceremonial Blue Dress/Undress

Description	Image	Location and Measurements
Globe & Laurel badges: Officer and WO1 (solid silver globe in gold braided laurel wreath)		Stand-up collar - either side of the collar fastening edge set centrally within the collar band with the centre of the badge <b>70mm</b> from outside edge of collar braiding
Globe & Laurel badges: WO2 and SNCO - braided (gold on red)		Stand-up collar - either side of the collar fastening edge set centrally within the collar band with the centre of the badge <b>40mm</b> from outside edge of collar braiding
Globe & Laurel badges: JNCO and below - embroidered (yellow on red)		Stand-up collar - either side of the collar fastening edge set centrally within the collar band with the centre of the badge <b>40mm</b> from outside edge of collar braiding
Lieutenant Colonel rank badge: Embroidered crown (silver and red - size 25mm x 20mm) above Bath star (size 18mm x 18mm) on gold braid strap fitting		Shoulder straps - attached by a strap and screw/thread assembly (screw base sewn into the uniform material). Crown sewn centrally over lowest scroll
Major rank badge: Embroidered crown (silver and red - size 25mm x 20mm) on gold braid strap fitting		Shoulder straps - attached by a strap and screw/thread assembly (screw base sewn into the uniform material). Crown sewn centrally over lowest scroll

UNCONTROLLED WHEN PRINTED

Captain rank badge: Embroidered Bath stars (gold on silver - size 18mm x 18mm) on gold braid strap fitting		Shoulder straps - attached by a strap and screw/thread assembly (screw base sewn into the uniform material). Stars sewn centrally over lowest three scrolls
Lieutenant rank badge: Embroidered Bath stars (gold on silver - size 18mm x 18mm) on gold braid strap fitting		Shoulder straps - attached by a strap and screw/thread assembly (screw base sewn into the uniform material). Stars sewn centrally over lowest two scrolls
WO1 rank badge: Embroidered Royal Arms (gold on dark blue)		Lower right arm - centrally, bottom edge of badge <b>10mm</b> above sleeve slash
Bandmaster rank badge: Embroidered lyre in laurel wreath, surmounted by crown (gold on dark blue)		Lower right arm - centrally, bottom edge of badge <b>10mm</b> above sleeve slash
Drum Major appointment badge: Four inverted chevrons (gold on red) surmounted by an embroidered drum (gold on dark blue)		Lower right arm - centrally, lowest point of chevron <b>10mm</b> above sleeve slash. Chevrons to be separated by <b>5mm</b> . Drum badge <b>10mm</b> above top chevron point
Bugle Major appointment badge: Four inverted chevrons (gold on red) surmounted by an embroidered bugle (gold on dark blue)		Lower right arm - centrally, lowest point of chevron <b>10mm</b> above sleeve slash. Chevrons to be separated by <b>5mm</b> . Bugle badge <b>10mm</b> above top chevron point

UNCONTROLLED WHEN PRINTED

CSgt Bugler/Bd CSgt rank badges: Chevrons (gold on red) surmounted by an embroidered globe on crossed flags with a fouled anchor below in a laurel wreath surmounted by a crown (gold on dark blue)		Upper right arm ( <a href="#">Note 2</a> ) - centrally, point of lowest chevron <b>270mm</b> below shoulder seam. Bottom edge of CSgt badge <b>10mm</b> above inside angle of upper chevron
CSgt Bugler (drum badge): Embroidered drum (gold on dark blue)		Lower right arm - centrally, bottom edge of badge <b>10mm</b> above sleeve slash
Sgt Bugler rank badge: Chevrons (gold on red) surmounted by an embroidered drum (gold on dark blue)		Upper right arm - centrally, point of lowest chevron <b>270mm</b> below shoulder seam. Drum badge immediately above inside angle of upper chevron
Cpl Bugler rank badge: Chevrons (gold on red) surmounted by an embroidered drum (gold on dark blue)		Upper right arm - centrally, point of lowest chevron <b>270mm</b> below shoulder seam. Drum badge immediately above inside angle of upper chevron
LCpl Bugler rank badge: Chevrons (gold on red) surmounted by an embroidered drum (gold on dark blue)		Upper right arm - centrally, point of lowest chevron <b>270mm</b> below shoulder seam. Drum badge immediately above inside angle of upper chevron
Bugler's drum badge: Embroidered drum (gold on dark blue)		Upper right arm - centrally, top edge of badge <b>150mm</b> below shoulder seam






UNCONTROLLED WHEN PRINTED

Bd Sgt rank badge: Chevrons (gold on red)		Upper right arm - centrally, point of lowest chevron <b>270mm</b> below shoulder seam
Bd Cpl rank badge: Chevrons (gold on red)		Upper right arm - centrally, point of lowest chevron <b>270mm</b> below shoulder seam
Bd LCpl rank badge: Chevrons (gold on red)		Upper right arm - centrally, point of lowest chevron <b>270mm</b> below shoulder seam
"ROYAL BAND" shoulder flash: Embroidered letters surmounted by a crown (gold on dark blue)		Below right shoulder ( <a href="#">Note 1</a> ) - centrally, top edge of badge <b>20mm</b> below shoulder seam
Prince's badge: Embroidered royal cypher 'PP' in a lyre surmounted by a coronet (silver on dark blue)		Upper left arm - centrally, top edge of badge <b>50mm</b> below shoulder seam







UNCONTROLLED WHEN PRINTED







**16. 1 Dress – Ceremonial Blue Dress (Greatcoat Order)**

Description	Image	Location and Measurements
Letters 'RM': (anodised)		Shoulder straps - centrally, bottom edge of letters <b>10mm</b> above shoulder seams
Globe & Laurel: Officer and WO1 (silver globe in anodized laurel wreath)		Collar tips - centrally, bottom edge of badge <b>20mm</b> from collar step (point)
Globe & Laurel: WO2 and below (anodized)		Collar tips - centrally, bottom edge of badge <b>20mm</b> from collar point (point)
Lieutenant Colonel rank badge:  Crown (size 22mm) above Bath star (size 16mm) with red enamel inlay (anodized)		Shoulder straps - centrally, bottom edge of lower star <b>5mm</b> above 'RM' with crown <b>5mm</b> above star
Major rank badge: Crown (size 22mm) with red enamel inlay (anodized)		Shoulder straps - centrally, bottom edge of crown <b>5mm</b> above 'RM'

UNCONTROLLED WHEN PRINTED







Captain rank badge: Bath stars (size 16mm) with red enamel inlay (anodized)		Shoulder straps - centrally, bottom edge of lowest star immediately above 'RM' (remaining stars positioned above each other to fit on shoulder strap)
Lieutenant rank badge: Bath stars (size 16mm) with red enamel inlay (anodized)		Shoulder straps - centrally, bottom edge of lowest star above 'RM' (remaining star positioned immediately above the first)
WO1 rank badge: embroidered Royal Arms (gold on dark blue)		Lower right arm - centrally, bottom edge of badge <b>140mm</b> above sleeve cuff
Bandmaster rank badge: Embroidered lyre in laurel wreath, surmounted by crown (gold on dark blue)		Lower right arm - centrally, bottom edge of badge <b>140mm</b> above edge of sleeve cuff
Drum Major appointment badge: Four inverted chevrons (gold on red) surmounted by an embroidered drum (gold on dark blue)		Lower right arm - centrally, lowest point of chevron <b>140mm</b> above sleeve edge. Chevrons to be separated by <b>5mm</b> . Drum badge <b>10mm</b> above top chevron point
Bugle Major appointment badge: Four inverted chevrons (gold on red) surmounted by an embroidered bugle (gold on dark blue)		Lower right arm - centrally, lowest point of chevron <b>140mm</b> above sleeve edge. Chevrons to be separated by <b>5mm</b> . Bugle badge <b>10mm</b> above top chevron point

UNCONTROLLED WHEN PRINTED

CSgt rank badge: Embroidered globe on crossed flags with a fouled anchor below in a laurel wreath surmounted by a crown (gold on dark blue)		Lower right arm - centrally, lowest point of chevron <b>140mm</b> above edge of sleeve cuff. Bottom edge of CSgt badge immediately above inside angle of upper chevron
Bd Sgt/Sgt Bugler rank badge: Chevrons (gold on red)		Lower right arm - centrally, lowest point of chevron <b>140mm</b> above edge of sleeve cuff
Bd Cpl/Cpl Bugler badge: Chevrons (gold on red)		Lower right arm - centrally, lowest point of chevron <b>140mm</b> above edge of sleeve cuff
Bd LCpl/LCpl Bugler rank badge: Chevrons (gold on red)		Lower right arm - centrally, lowest point of chevron <b>140mm</b> above edge of sleeve cuff

UNCONTROLLED WHEN PRINTED

## 17. 1 Dress – Ceremonial Blue Dress (Frockcoat Order)

Description	Image	Location and Measurements
Globe & Laurel: Officer and WO1 (solid silver globe in gold embroidered laurel wreath)		Stand-up collar - either side of the collar fastening edge set centrally within the collar band with the centre of the badge <b>50mm</b> from outside edge of the collar
Lieutenant Colonel rank badge:  Embroidered crown (gold and red - size 25mm x 20mm) above Bath star (green on gold - size 18mm x 18mm)		Shoulder straps - centrally, bottom edge of star <b>10mm</b> above shoulder seams with crown above
Major rank badge:  Embroidered crown (gold and red - size 25mm x 20mm)		Shoulder straps - centrally, bottom edge of crown <b>10mm</b> above shoulder seams
Captain rank badge:  Embroidered Bath stars (green on gold - size 18mm x 18mm)		Shoulder straps - centrally, bottom edge of lowest star <b>10mm</b> above shoulder seams (remaining stars positioned above each other to fit on shoulder strap)
Lieutenant rank badge:  Embroidered Bath stars (green on gold - size 18mm x 18mm)		Shoulder straps - centrally, bottom edge of lowest star <b>10mm</b> above shoulder seams (remaining star positioned above the first)
WO1 rank badge:  Embroidered Royal Arms (gold on dark blue)		Lower right arm - centrally, bottom edge of badge <b>10mm</b> above point of sleeve slash







UNCONTROLLED WHEN PRINTED

<p>'ROYAL BAND' shoulder flash: Embroidered letters surmounted by a crown (gold on dark blue)</p>		<p>Below right shoulder (<a href="#">Note 1</a>) - centrally, top edge of badge <b>20mm</b> below shoulder seam</p>
<p>Prince's Badge: Embroidered royal cypher 'PP' in a lyre surmounted by a coronet (silver on dark blue)</p>		<p>Upper left arm - centrally, top edge of badge <b>50mm</b> below shoulder seam</p>

UNCONTROLLED WHEN PRINTED



## 18. 1A/1AS Dress – Regimental Blue Dress

Description	Image	Location and Measurements
Letters 'RM': (anodised)		Shoulder straps - centrally, bottom edge of letters <b>10mm</b> above shoulder seams
Globe & Laurel: Officer (silver globe in anodized laurel)		Collar step - centrally, on the step of the collar, bottom of the laurel wreath <b>10mm</b> above the edge of the step
Globe & Laurel: WO1 (silver globe anodized laurel)		Stand-up collar - either side of the collar fastening edge set <b>5mm</b> above the collar seam with the centre of the badge <b>50mm</b> from outside edge of the collar
Globe & Laurel: WO2 and below (anodized)		Stand-up collar - either side of the collar fastening edge set <b>5mm</b> above the collar seam with the centre of the badge <b>50mm</b> from outside edge of the collar
Major rank badge: Crown (anodized and red - size 22mm)		Shoulder straps - centrally, bottom edge of crown <b>5mm</b> above 'RM'
Captain rank badge: Bath stars (anodized and red - size 16mm)		Shoulder straps - centrally, bottom edge of lowest star <b>5mm</b> above 'RM' (remaining stars positioned <b>5mm</b> above each)







UNCONTROLLED WHEN PRINTED

Lieutenant rank badge: Bath stars (anodized and red - size 16mm)		Shoulder straps - centrally, bottom edge of lowest star <b>5mm</b> above 'RM' (remaining star positioned <b>5mm</b> above the first)
WO1 rank badge: Embroidered Royal Arms (gold on dark blue)		Lower right arm - centrally, bottom edge of badge <b>10mm</b> above point of sleeve slash
Bandmaster rank badge: Embroidered lyre in laurel wreath, surmounted by crown (gold on dark blue)		Lower right arm - centrally, bottom edge of badge <b>10mm</b> above point of sleeve slash
Drum Major appointment badge: Four inverted chevrons (gold on red) surmounted by an embroidered drum (gold on dark blue)		Lower right arm - centrally, inner angle of lowest chevron <b>10mm</b> above point of sleeve slash. Chevrons to be separated by <b>8mm</b> . Drum badge <b>8mm</b> above top chevron point
Bugle Major appointment badge: Four inverted chevrons (gold on red) surmounted by an embroidered bugle (gold on dark blue)		Lower right arm - centrally, inner angle of lowest chevron <b>8mm</b> above point of sleeve slash. Chevrons to be separated by <b>8mm</b> . Bugle badge <b>8mm</b> above top chevron point
CSgt Bugler/Bd CSgt rank badges: Chevrons (gold on red) surmounted by an embroidered globe on crossed flags with a fouled anchor below in a laurel wreath surmounted by a crown (gold on dark blue)		Upper right arm ( <a href="#">Note 2</a> ) - centrally, point of lowest chevron <b>270mm</b> below shoulder seam. Bottom edge of CSgt badge immediately above inside angle of upper chevron




UNCONTROLLED WHEN PRINTED

CSgt Bugler rank badge (drum): Embroidered (gold on dark blue)		Lower right arm - centrally, bottom edge of badge <b>10mm</b> above point of sleeve slash
Sgt Bugler rank badge: Chevrons (gold on red) surmounted by an embroidered drum (gold on dark blue)		Upper right arm - centrally, point of lowest chevron <b>270mm</b> below shoulder seam. Lyre badge immediately above inside angle of upper chevron
Cpl Bugler rank badge: Chevrons (gold on red) surmounted by an embroidered drum (gold on dark blue)		Upper right arm - centrally, point of lowest chevron <b>270mm</b> below shoulder seam. Drum badge immediately above inside angle of upper chevron
LCpl Bugler rank badge: Chevrons (gold on red) surmounted by an embroidered drum (gold on dark blue)		Upper right arm - centrally, point of lowest chevron <b>270mm</b> below shoulder seam. Drum badge immediately above inside angle of upper chevron
Bugler SQ badge (drum): Embroidered (gold on dark blue)		Upper right arm - centrally, top edge of badge <b>150mm</b> below shoulder seam
Bd CSgt rank badge (lyre): Embroidered (gold on dark blue)		Lower right arm - centrally, bottom edge of badge <b>10mm</b> above point of sleeve slash

UNCONTROLLED WHEN PRINTED

Bd Sgt rank badge: Chevrons (gold on red) surmounted by an embroidered lyre (gold on dark blue)		Upper right arm - centrally, point of lowest chevron <b>270mm</b> below shoulder seam. Lyre badge immediately above inside angle of upper chevron
Bd Cpl rank badge: Chevrons (gold on red) surmounted by an embroidered lyre (gold on dark blue)		Upper right arm - centrally, point of lowest chevron <b>270mm</b> below shoulder seam. Lyre badge immediately above inside angle of upper chevron
Bd LCpl rank badge: Chevrons (gold on red) surmounted by an embroidered lyre (gold on dark blue)		Upper right arm - centrally, point of lowest chevron <b>270mm</b> below shoulder seam. Lyre badge immediately above inside angle of upper chevron
Musician SQ badge (lyre): Embroidered (gold on dark blue)		Upper right arm - centrally, top edge of badge <b>150mm</b> below shoulder seam
Good Conduct Badge (4 years' qualifying service): Inverted chevrons (gold on red)		Lower left arm - centrally, inner angle of the lowest chevron <b>10mm</b> above the point of the sleeve slash.
Good Conduct Badge (8 years' qualifying service): Inverted chevrons (gold on red)		Lower left arm - centrally, inner angle of the lowest chevron <b>10mm</b> above the point of the sleeve slash.




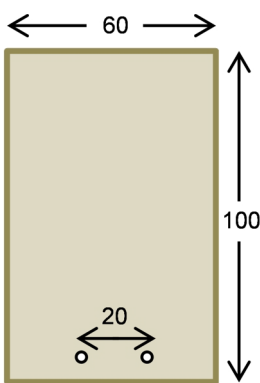

UNCONTROLLED WHEN PRINTED

<p>Good Conduct Badge (12 years' qualifying service): I Inverted chevrons (gold on red)</p>		<p>Lower left arm - centrally, inner angle of the lowest chevron <b>10mm</b> above the point of the sleeve slash.</p>
<p>"ROYAL BAND" shoulder flash: Embroidered letters surmounted by a crown (gold on dark blue)</p>		<p>Below right shoulder (<a href="#">Note 1</a>) - centrally, top edge of badge <b>20mm</b> below shoulder seam</p>
<p>Prince's badge: Embroidered royal cypher 'PP' in a lyre surmounted by a coronet (silver on dark blue)</p>		<p>Upper left arm - centrally, top edge of badge <b>50mm</b> below shoulder seam</p>

UNCONTROLLED WHEN PRINTED

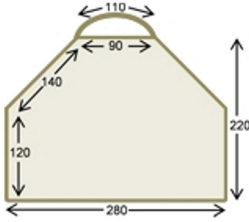







19. 1AW Dress – Tropical Ceremonial Dress







Description	Image	Location & Measurements
Letters 'RM': (anodised)		Shoulder straps - centrally, bottom edge of letters <b>10mm</b> above shoulder seams
Globe & Laurel: Officer and WO1 (silver globe anodized laurel)		Stand-up collar - either side of the collar fastening edge set <b>5mm</b> above the collar seam with the centre of the badge <b>50mm</b> from outside edge of the collar
Globe & Laurel: WO2 and below (anodized)		Stand-up collar - either side of the collar fastening edge set <b>5mm</b> above the collar seam with the centre of the badge <b>50mm</b> from outside edge of the collar
Rank Slide: White cotton fabric rank slide for shoulder strap - hemmed edges		Dimensions: Width = <b>60mm</b> Length = <b>100mm</b>  RM holes: Distance apart = <b>20mm</b> Distance from sides = <b>20mm</b> Distance from bottom = <b>10mm</b>
Major rank badge: Crown (anodized and red - size 22mm)		Shoulder straps (rank slide) - centrally, bottom edge of crown <b>5mm</b> above 'RM'

UNCONTROLLED WHEN PRINTED

Captain rank badge: Bath stars (anodized and red - size 16mm)		Shoulder straps (rank slide) - centrally, bottom point of lowest star <b>5mm</b> above 'RM' (remaining stars positioned above the first to fit onto slide)
Lieutenant rank badge: Bath stars (anodized and red - size 16mm)		Shoulder straps (rank slide) - centrally, bottom point of lowest star <b>5mm</b> above 'RM' (remaining star positioned <b>5mm</b> above the first)
WO1 badge: Embroidered Royal Arms (gold on dark blue)		Lower right arm (attached by Velcro) - centrally, bottom edge of badge <b>100mm</b> above point of sleeve slash
Bandmaster rank badge: Embroidered lyre in laurel wreath, surmounted by crown (gold on dark blue)		Lower right arm (attached by Velcro) - centrally, bottom edge of badge <b>100mm</b> above point of sleeve slash
Drum Major appointment badge: Four inverted chevrons (gold on red) surmounted by an embroidered drum (gold on dark blue)		Lower right arm (sewn to white backing and attached by Velcro) - centrally, lowest chevron points <b>100mm</b> above point of sleeve slash. Chevrons to be separated by <b>5mm</b> . Drum badge <b>10mm</b> above top chevron point
Bugle Major appointment badge: Four inverted chevrons (gold on red) surmounted by an embroidered bugle (gold on dark blue)		Lower right arm (sewn to white backing and attached by Velcro) - centrally, lowest chevron points <b>100mm</b> above point of sleeve slash. Chevrons to be separated by <b>5mm</b> . Bugle badge <b>10mm</b> above top chevron point







Brassard: White cotton fabric with shoulder strap loop and elastic strap - hemmed edges		Dimensions: Full height = <b>220mm</b> (Note 6), Full width = <b>280mm</b> , Top width = <b>90mm</b> , Upper angles = <b>140mm</b> , Lower sides = <b>120mm</b> , Top loop = <b>110mm</b> , Elastic = <b>170mm</b>
CSgt Bugler / Bd CSgt rank badge: Embroidered globe on crossed flags with a fouled anchor below in a laurel wreath surmounted by a crown (gold on dark blue)		Upper right arm - sewn to brassard (Note 6) - centrally, lowest point of chevron <b>10mm</b> above bottom edge of brassard. Bottom of CSgt badge immediately above inside angle of upper chevron
CSgt Bugler rank badge (drum): Embroidered drum (gold on dark blue)		Lower right arm (attached by Velcro) - centrally, bottom edge of badge <b>100mm</b> above point of sleeve slash
Sgt Bugler rank badge: Chevrons (gold on dark blue)		Upper right arm - sewn to brassard - centrally, lowest point of chevron <b>10mm</b> above bottom edge of brassard. Bottom of drum badge <b>10mm</b> above inside angle of upper chevron
Cpl Bugler rank badge: Chevrons (gold on dark blue)		Upper right arm - sewn to brassard - centrally, lowest point of chevron <b>10mm</b> above bottom edge of brassard. Bottom of drum badge <b>8mm</b> above inside angle of upper chevron
LCpl Bugler rank badge: Chevrons (gold on dark blue)		Upper right arm - sewn to brassard - centrally, lowest point of chevron <b>10mm</b> above bottom edge of brassard. Bottom of drum badge <b>10mm</b> above inside angle of upper chevron

UNCONTROLLED WHEN PRINTED

Bugler SQ badge (drum): Embroidered (gold on dark blue)		Upper right arm - sewn to brassard - centrally, lowest point of drum badge <b>20mm</b> above bottom edge of brassard
Bd Sgt rank badge: Chevrons (gold on dark blue)		Upper right arm - sewn to brassard - centrally, lowest point of chevron <b>10mm</b> above bottom edge of brassard
Bd Cpl rank badge: Chevrons (gold on dark blue)		Upper right arm - sewn to brassard - centrally, lowest point of chevron <b>10mm</b> above bottom edge of brassard
Bd LCpl rank badge: Chevrons (gold on dark blue)		Upper right arm - sewn to brassard - centrally, lowest point of chevron <b>10mm</b> above bottom edge of brassard
'ROYAL BAND' shoulder flash: Embroidered letters surmounted by a crown (gold on dark blue)		Below right shoulder - sewn to brassard ( <a href="#">Note 1</a> ) - centrally, top edge of badge immediately below top edge of brassard
Prince's Badge: Embroidered royal cypher 'PP' in a lyre surmounted by a coronet (silver on dark blue)		Upper left arm (attached by Velcro) - centrally, top edge of badge <b>50mm</b> below shoulder seam







UNCONTROLLED WHEN PRINTED

## 20. 1B/1C Dress – Lovat Dress/Undress

Description	Image	Location and Measurements
Letters 'RM': (bronze)		Shoulder straps - centrally, bottom edge of letters <b>10mm</b> above shoulder seams
Globe & Laurel badges: (bronze)		Collar steps - centrally, on the steps of the collar, the bottom of the laurel wreath <b>5mm</b> above the edge of the step
Major rank badge: Crown (size 22mm) (bronze)		Shoulder straps - centrally, bottom edge of crown <b>5mm</b> above 'RM'
Captain rank badge: Bath stars (size 16mm) (bronze)		Shoulder straps - centrally, bottom edge of lowest star <b>5mm</b> above 'RM' (remaining stars positioned <b>5mm</b> above each)
Lieutenant rank badge: Bath stars (size 16mm) (bronze)		Shoulder straps - centrally, bottom edge of lowest star <b>5mm</b> above 'RM' (remaining star positioned <b>5mm</b> above the first)
WO1 rank badge: Embroidered Royal Arms (gold on green)		Lower right arm - centrally, bottom edge of badge <b>10mm</b> above top of sleeve slash

UNCONTROLLED WHEN PRINTED









Bandmaster rank badge: Embroidered lyre in laurel wreath, surmounted by crown (gold on green)		Lower right arm - centrally, bottom edge of badge <b>10mm</b> above top of sleeve slash
Drum Major appointment badge: Four inverted chevrons surmounted by an embroidered drum (gold on green)		Lower right arm - centrally, lowest chevron points <b>10mm</b> above point of sleeve slash. Drum badge <b>10mm</b> above top chevron point (chevrons are not separated)
Bugle Major appointment badge: Four inverted chevrons surmounted by an embroidered bugle (gold on green)		Lower right arm - centrally, lowest chevron points <b>10mm</b> above point of sleeve slash. Bugle badge <b>10mm</b> above top chevron point (chevrons are not separated)
CSgt rank badge: Embroidered crown (gold on green)		Upper right arm - centrally, point of lowest chevron <b>270mm</b> below shoulder seam. Bottom edge of badge immediately above inside angle of top chevron ( <a href="#">Note 7</a> )
Sgt rank badge: Chevrons (gold on green)		Upper right arm - centrally, point of lowest chevron <b>270mm</b> below shoulder seam ( <a href="#">Note 7</a> )
Cpl rank badge: Chevrons (gold on green)		Upper right arm - centrally, point of lowest chevron <b>270mm</b> below shoulder seam ( <a href="#">Note 7</a> )

UNCONTROLLED WHEN PRINTED

<p>LCpl rank badge: Chevron (gold on green)</p>		<p>Upper right arm - centrally, point of lowest chevron <b>270mm</b> below shoulder seam (<a href="#">Note 7</a>)</p>
<p>'ROYAL BAND' shoulder flash: Embroidered letters surmounted by a crown (gold on green)</p>		<p>Below right shoulder (<a href="#">Note 1</a>) - centrally, top edge of badge <b>20mm</b> below shoulder seam</p>
<p>Prince's Badge: Embroidered royal cypher 'PP' in a lyre surmounted by a coronet (silver on green)</p>		<p>Upper left arm - centrally, top edge of badge <b>50mm</b> below shoulder seam</p>

UNCONTROLLED WHEN PRINTED

**21. 2A/2B Dress – Formal/Semi-Formal Evening Dress ‘Mess Dress/Undress’**

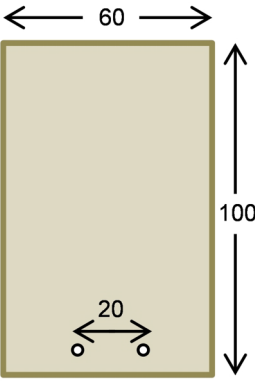




Description	Image	Location and Measurements
Globe & Laurel badges: (silver globe in gold laurel wreath on circular black velvet backing)		Lapels - centrally, on the lapels, with the centre of the badge <b>170mm</b> below the neck seam on the shoulder
Major rank badge: Crown (size 13mm) (anodized)		Left and right lapels - centrally, bottom of crown <b>10mm</b> above Globe & Laurel
Captain rank badge: Bath stars (size 13mm) (anodized)		Left and right lapels - centrally, bottom point of lowest star <b>10mm</b> above Globe & Laurel (remaining stars positioned <b>10mm</b> above the first)
Lieutenant rank badge: Bath stars (size 13mm) (anodized)		Left and right lapels - centrally, bottom point of lowest star <b>10mm</b> above Globe & Laurel (remaining star positioned <b>10mm</b> above the first)
WO1 rank badge: Embroidered Royal Arms (gold on scarlet)		Lower right arm - centrally, bottom edge of badge <b>10mm</b> above top of sleeve slash
Bandmaster rank badge: Embroidered lyre in laurel wreath, surmounted by crown (gold on scarlet)		Lower right arm - centrally, bottom edge of badge <b>10mm</b> above top of sleeve slash

UNCONTROLLED WHEN PRINTED

Drum Major appointment badge: Four inverted chevrons surmounted by an embroidered drum (gold on scarlet)		Lower right arm - centrally, lowest point of chevron <b>10mm</b> above top of sleeve slash. Drum badge <b>10mm</b> above top chevron point
Bugle Major appointment badge: Four inverted chevrons surmounted by an embroidered bugle (gold on scarlet)		Lower right arm - centrally, lowest point of chevron <b>10mm</b> above top of sleeve slash. Bugle badge <b>10mm</b> above top chevron point
CSgt rank badge: Embroidered crown (gold on scarlet)		Upper right arm - centrally, point of lowest chevron <b>170mm</b> below shoulder seam. Bottom edge of crown immediately above inside angle of top chevron
Sgt rank badge: Chevrons (gold on scarlet)		Upper right arm - centrally, point of lowest chevron <b>170mm</b> below shoulder seam
'ROYAL BAND' shoulder flash: Embroidered letters surmounted by a crown (gold on scarlet)		Below right shoulder ( <a href="#">Note 1</a> ) - centrally, top edge of badge <b>20mm</b> below shoulder seam
Prince's Badge: Embroidered royal cypher 'PP' in a lyre surmounted by a coronet (silver on scarlet)		Upper left arm - centrally, top edge of badge <b>50mm</b> below shoulder seam







UNCONTROLLED WHEN PRINTED

**22. 2C (Band) Dress – Informal Evening Dress ‘Red Sea Rig’**






Description	Image	Location and Measurements
Rank Slide: White cotton fabric rank slide for shoulder strap - hemmed edges		Dimensions: Width = <b>60mm</b> Length = <b>100mm</b>  RM holes: Distance apart = <b>20mm</b> Distance from sides = <b>20mm</b> Distance from bottom = <b>10mm</b>
Letters ‘RM’: (anodized)		Shoulder straps (rank slide) - centrally, using holes provided (bottom edge of letters <b>10mm</b> above shoulder seams)
Major rank badge: Crown (anodized and red - size 22mm)		Shoulder straps (rank slide) - centrally, bottom edge of crown <b>5mm</b> above ‘RM’
Captain rank badge: Bath stars (anodized and red - size 16mm)		Shoulder straps (rank slide) - centrally, bottom point of lowest star <b>5mm</b> above ‘RM’ (remaining stars positioned above the first to fit onto slide)
Lieutenant rank badge: Bath stars (anodized and red - size 16mm)		Shoulder straps (rank slide) - centrally, bottom point of lowest star <b>5mm</b> above ‘RM’ (remaining star positioned <b>5mm</b> above the first)

UNCONTROLLED WHEN PRINTED


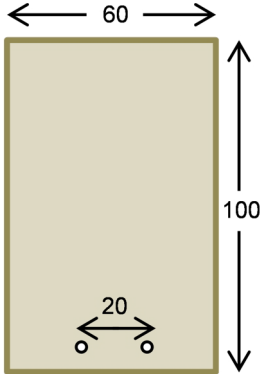





WO1 rank badge: Royal Arms (anodized) on a white wrist strap		Right wrist - badge to appear upright when stood to attention
WO2 rank badge: Crown in laurel wreath (anodized) on a white wrist strap ( <a href="#">Note 4</a> )		Right wrist - badge to appear upright when stood to attention
Drum Major appointment badge: Four inverted chevrons surmounted by a drum (chrome) on a white wrist strap		Right wrist - badge to appear upright when stood to attention
Bugle Major appointment badge: Four inverted chevrons surmounted by a bugle (chrome) on a white wrist strap		Right wrist - badge to appear upright when stood to attention
Brassard: White cotton fabric with shoulder strap loop and elastic strap - hemmed edges		Dimensions: Full height = <b>220mm</b> ( <a href="#">Note 6</a> ), Full width = <b>280mm</b> , Top width = <b>90mm</b> , Upper angles = <b>140mm</b> , Lower sides = <b>120mm</b> , Top loop = <b>110mm</b> , Elastic = <b>170mm</b>
CSgt rank badge: Embroidered globe on crossed flags with a fouled anchor below in a laurel wreath surmounted by a crown (gold on red)		Upper right arm - sewn to brassard ( <a href="#">Note 5</a> and <a href="#">Note 6</a> ) - centrally, lowest point of chevron <b>10mm</b> above bottom edge of brassard. Bottom of CSgt badge immediately above inside angle of upper chevron







UNCONTROLLED WHEN PRINTED

Sgt rank badge: Chevrons (gold on red)		Upper right arm - sewn to brassard ( <a href="#">Note 5</a> ) - centrally, lowest point of chevron <b>10mm</b> above bottom edge of brassard
Cpl rank badge: Chevrons (gold on red)		Upper right arm - sewn to brassard ( <a href="#">Note 5</a> ) - centrally, lowest point of chevron <b>10mm</b> above bottom edge of brassard
LCpl rank badge: Chevrons (gold on red)		Upper right arm - sewn to brassard ( <a href="#">Note 5</a> ) - centrally, lowest point of chevron <b>10mm</b> above bottom edge of brassard
'ROYAL BAND' shoulder flash: Embroidered letters surmounted by a crown (gold on dark blue)		Below right shoulder - sewn to brassard ( <a href="#">Note 1</a> ) - centrally, top edge of badge immediately below top edge of brassard
Prince's Badge: Embroidered royal cypher 'PP' in a lyre surmounted by a coronet (silver on dark blue)		Upper left arm - attached by Velcro - centrally, top edge of badge <b>50mm</b> below shoulder seam

### 23. 3A Dress – General Duty Dress ‘Half Lovats’ (Shirt Sleeve Order)

Description	Image	Location and Measurements
Letters ‘RM’: (bronze)		Shoulder straps - centrally, bottom edge of letters <b>10mm</b> above shoulder seams
Rank Slide: Khaki cotton fabric rank slide for shoulder strap - hemmed edges		Dimensions: Width = <b>60mm</b> Length = <b>100mm</b>  RM holes: Distance apart = <b>20mm</b> Distance from sides = <b>20mm</b> Distance from bottom = <b>10mm</b>
Major rank badge: Crown (size 22mm) (bronze)		Shoulder straps (rank slide) - centrally, bottom edge of crown <b>5mm</b> above ‘RM’
Captain rank badge: Bath stars (size 16mm) (bronze)		Shoulder straps (rank slide) - centrally, bottom point of lowest star <b>5mm</b> above ‘RM’ (remaining stars positioned above the first to fit onto slide)
Lieutenant rank badge: Bath stars (size 16mm) (bronze)		Shoulder straps (rank slide) - centrally, bottom point of lowest star <b>5mm</b> above ‘RM’ (remaining star positioned <b>5mm</b> above the first)

UNCONTROLLED WHEN PRINTED







WO1 rank badge: Royal Arms (anodized) on a brown wrist strap		Right wrist - badge to appear upright when stood to attention
WO2 rank badge: Crown in laurel wreath (anodized) on a brown wrist strap ( <a href="#">Note 4</a> )		Right wrist - badge to appear upright when stood to attention
Drum Major appointment badge: Four inverted chevrons surmounted by a drum (chrome) on a brown wrist strap		Right wrist - badge to appear upright when stood to attention
Bugle Major appointment badge: Four inverted chevrons surmounted by a bugle (chrome) on a brown wrist strap		Right wrist - badge to appear upright when stood to attention
CSgt rank badge: Crown (white on khaki drill)		Upper right arm ( <a href="#">Note 2</a> ) - centrally, point of lowest chevron <b>170mm</b> below shoulder seam. Bottom edge of crown immediately above inside angle of top chevron (bottom corners of crown backing material to be sewn behind chevrons)
Sgt rank badge: Chevrons (white on khaki drill)		Upper right arm - centrally, point of lowest chevron <b>170mm</b> below shoulder seam

Cpl rank badge: Chevrons (white on khaki drill)		Upper right arm - centrally, point of lowest chevron <b>170mm</b> below shoulder seam
LCpl rank badge: Chevron (white on khaki drill)		Upper right arm - centrally, point of lowest chevron <b>170mm</b> below shoulder seam
'ROYAL BAND' shoulder flash: Embroidered letters surmounted by a crown (blue on white)		Below right shoulder ( <a href="#">Note 1</a> ) - centrally, top edge of badge <b>20mm</b> below shoulder seam
Prince's Badge: Embroidered royal cypher 'PP' in a lyre surmounted by a coronet (khaki on khaki drill)		Upper left arm - centrally, top edge of badge <b>50mm</b> below shoulder seam

UNCONTROLLED WHEN PRINTED



**24. 3C Dress – General Duty Dress ‘Half Lovats’ (JWH Order)**

Description	Image	Location and Measurements
Lieutenant Colonel rank badge: Crown (black on olive)		Shoulder straps (rank slide)
Major rank badge: Crown (black on olive)		Shoulder straps (rank slide)
Captain rank badge: Bath stars (black on olive)		Shoulder straps (rank slide)
Lieutenant rank badge: Bath stars (black on olive)		Shoulder straps (rank slide)
WO1 rank badge: Royal Arms (scarlet boarder on khaki)		Lower right arm - centrally, bottom edge of badge <b>100mm</b> above turned up edge of cuff
Bandmaster rank badge: Lyre in laurel wreath, surmounted by crown (black on olive)		Lower right arm - centrally, bottom edge of badge <b>100mm</b> above turned up edge of cuff

UNCONTROLLED WHEN PRINTED







Drum Major appointment badge: Four inverted chevrons surmounted by a drum (black on olive)		Lower right arm - centrally, bottom edge of badge <b>100mm</b> above turned up edge of cuff
Bugle Major appointment badge: Four inverted chevrons surmounted by a bugle (black on olive)		Lower right arm - centrally, bottom edge of badge <b>100mm</b> above turned up edge of cuff
CSgt rank badge: Crown (black on olive)		Upper right arm ( <a href="#">Note 2</a> ) - centrally, point of lowest chevron <b>170mm</b> below shoulder seam bottom edge of crown immediately above chevrons
Sgt rank badge: Chevrons (black on olive)		Upper right arm - centrally, point of lowest chevron <b>170mm</b> below shoulder seam
Cpl rank badge: Chevrons (black on olive)		Upper right arm - centrally, point of lowest chevron <b>170mm</b> below shoulder seam
LCpl rank badge: Chevron (black on olive)		Upper right arm - centrally, point of lowest chevron <b>170mm</b> below shoulder seam

UNCONTROLLED WHEN PRINTED







<p>'ROYAL MARINES BAND SERVICE' shoulder flashes: Embroidered letters (red on dark blue)</p>		<p>Below right and left shoulder - Centrally, top edge of badge immediately below shoulder seams</p>
<p>'ROYAL BAND' shoulder flash: Embroidered letters surmounted by a crown (red on dark blue)</p>		<p>Below right shoulder (<a href="#">Note 1</a>) - Centrally, top edge of badge <b>20mm</b> below shoulder seam</p>
<p>Prince's Badge: Embroidered royal cypher 'PP' in a lyre surmounted by a coronet (black on olive)</p>		<p>Upper left arm - Centrally, top edge of badge <b>50mm</b> below shoulder seam</p>

UNCONTROLLED WHEN PRINTED

**25. 3C Dress – General Duty Dress ‘Half Lovats’ (Raincoat)**

Description	Image	Location and Measurements
Lieutenant Colonel rank badge: Crown (black on olive)		Shoulder straps (rank slide)
Major rank badge: Crown (black on olive)		Shoulder straps (rank slide)
Captain rank badge: Bath stars (black on olive)		Shoulder straps (rank slide)
Lieutenant rank badge: Bath stars (black on olive)		Shoulder straps (rank slide)
WO1 rank badge: Royal Arms on a slide (black on olive)		Shoulder straps (rank slide)
Bandmaster rank badge: Lyre in laurel wreath, surmounted by crown on a slide (black on olive)		Shoulder straps (rank slide)







UNCONTROLLED WHEN PRINTED

Drum Major appointment badge: Four inverted chevrons (four) surmounted by a drum on a slide (black on olive)		Shoulder straps (appointment slide)
Bugle Major appointment badge: Four inverted chevrons surmounted by a bugle on a slide (black on olive)		Shoulder straps (appointment slide)
CSgt rank badge: Crown and chevrons on a slide (black on olive)		Shoulder straps (rank slide)
Sgt rank badge: Chevrons on a slide (black on olive)		Shoulder straps (rank slide)
Cpl rank badge: Chevrons on a slide (black on olive)		Shoulder straps (rank slide)
LCpl rank badge: Chevron on a slide (black on olive)		Shoulder straps (rank slide)







UNCONTROLLED WHEN PRINTED








**26. 3B/3D Dress – General Duty Dress Summer/Winter ‘Training Rig’**

Description	Image	Location and Measurements
Lieutenant Colonel rank badge:  Crown (black on olive)		Shoulder straps (rank slide)
Major rank badge: Crown (black on olive)		Shoulder straps (rank slide)
Captain rank badge: Bath stars (black on olive)		Shoulder straps (rank slide)
Lieutenant rank badge: Bath stars (black on olive)		Shoulder straps (rank slide)
WO1 badge: Royal Arms on a slide (black on olive)		Shoulder straps (rank slide)
WO1 rank badge: Royal Arms (bronze) on a brown wrist strap		Right wrist - badge to appear upright when stood to attention


UNCONTROLLED WHEN PRINTED

WO2 badge: Crown in laurel wreath on a slide (black on olive)		Shoulder straps (rank slide)
WO2 rank badge: Crown in laurel wreath (bronze) on a brown wrist strap		Right wrist - badge to appear upright when stood to attention
Bandmaster badge: Lyre in laurel wreath, surmounted by crown on a slide (black on olive)		Shoulder straps (rank slide)
Drum Major appointment badge: Four inverted chevrons surmounted by a drum on a slide (black on olive)		Shoulder strap (appointment slide) ( <a href="#">Note 3</a> )
Bugle Major appointment badge: Four inverted chevrons surmounted by a bugle on a slide (black on olive)		Shoulder strap (appointment slide) ( <a href="#">Note 3</a> )
CSgt rank badge: Crown and chevrons on a slide (black on olive)		Shoulder straps (rank slide)



Sgt rank badge: Chevrons on a slide (black on olive)		Shoulder straps (rank slide)
Cpl rank badge: Chevrons on a slide (black on olive)		Shoulder straps (rank slide)
LCpl rank badge: Chevron on a slide (black on olive)		Shoulder straps (rank slide)
'ROYAL MARINES BAND SERVICE' shoulder flashes: Embroidered letters (black on olive)		Upper right and left arm - Centrally, top edge of badge immediately below shoulder seams
Prince's Badge: Embroidered royal cypher 'PP' in a lyre surmounted by a coronet (black on olive)		Upper left arm - Centrally, immediately below 'ROYAL MARINES BAND SERVICE' shoulder flash

UNCONTROLLED WHEN PRINTED

**27. Maternity Uniform**a. **Maternity Cardigan ([Note 9](#))**




Description	Image	Location and Measurements
Major rank badge: Crown (black on olive)		Shoulder straps (rank slide)
Captain rank badge: Bath stars (black on olive)		Shoulder straps (rank slide)
Lieutenant rank badge: Bath stars (black on olive)		Shoulder straps (rank slide)
WO1 rank badge: Royal Arms (scarlet boarder on khaki)		Lower right arm - centrally, bottom edge of badge <b>100mm</b> above edge of cuff
Bandmaster rank badge: Lyre in laurel wreath, surmounted by crown (black on olive)		Lower right arm - centrally, bottom edge of badge <b>100mm</b> above edge of cuff

UNCONTROLLED WHEN PRINTED


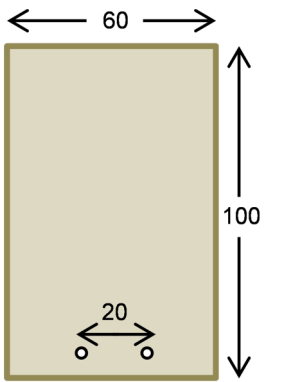
Drum Major appointment badge: Four inverted chevrons surmounted by a drum (black on olive)		Lower right arm - centrally, bottom edge of badge <b>100mm</b> above edge of cuff
Bugle Major appointment badge: Four inverted chevrons surmounted by a bugle (black on olive)		Lower right arm - centrally, bottom edge of badge <b>100mm</b> above edge of cuff
CSgt rank badge: Crown (black on olive)		Upper right arm ( <a href="#">Note 2</a> ) - centrally, point of lowest chevron <b>170mm</b> below shoulder seam bottom edge of crown immediately above chevrons
Sgt rank badge: Chevrons (black on olive)		Upper right arm - centrally, point of lowest chevron <b>170mm</b> below shoulder seam
Cpl rank badge: Chevrons (black on olive)		Upper right arm - centrally, point of lowest chevron <b>170mm</b> below shoulder seam
LCpl rank badge: Chevron (black on olive)		Upper right arm - centrally, point of lowest chevron <b>170mm</b> below shoulder seam







UNCONTROLLED WHEN PRINTED






'ROYAL MARINES BAND SERVICE' shoulder flashes: Embroidered letters (red on dark blue)		Below right and left shoulder - Centrally, top edge of badge immediately below shoulder seams
'ROYAL BAND' shoulder flash: Embroidered letters surmounted by a crown (red on dark blue)		Below right shoulder ( <a href="#">Note 1</a> ) - Centrally, top edge of badge <b>20mm</b> below shoulder seam
Prince's Badge: Embroidered royal cypher 'PP' in a lyre surmounted by a coronet (black on olive)		Upper left arm - Centrally, top edge of badge <b>50mm</b> below shoulder seam

b. **Maternity Dress**

Description	Image	Location and Measurements
Letters 'RM': (bronze)		Shoulder straps - Centrally, bottom edge of letters <b>10mm</b> above shoulder seams
Rank Slide: khaki cotton fabric rank slide for shoulder strap - hemmed edges		Dimensions: Width = <b>60mm</b> Length = <b>100mm</b>  RM holes: Distance apart = <b>20mm</b> Distance from sides = <b>20mm</b> Distance from bottom = <b>10mm</b>

Major rank badge: crown (size 22mm) (bronze)		Shoulder straps (rank slide) - centrally, bottom edge of crown <b>5mm</b> above 'RM'
Captain rank badge: Bath stars (size 16mm) (bronze)		Shoulder straps (rank slide) - centrally, bottom point of lowest star <b>5mm</b> above 'RM' (remaining stars positioned above the first to fit onto slide)
Lieutenant rank badge: Bath stars (size 16mm) (bronze)		Shoulder straps (rank slide) - centrally, bottom point of lowest star <b>5mm</b> above 'RM' (remaining star positioned <b>5mm</b> above the first)
WO1 rank badge: Royal Arms (anodized) on a brown wrist strap		Right wrist - badge to appear upright when stood to attention
WO2 rank badge: crown in laurel wreath (anodized) on a brown wrist strap ( <a href="#">Note 4</a> )		Right wrist - badge to appear upright when stood to attention
Drum Major appointment badge: Four inverted chevrons surmounted by a drum (chrome) on a brown wrist strap		Right wrist - badge to appear upright when stood to attention

UNCONTROLLED WHEN PRINTED

Bugle Major appointment badge: Four inverted chevrons surmounted by a bugle (chrome) on a brown wrist strap		Right wrist - badge to appear upright when stood to attention
CSgt rank badge: Crown (white on khaki drill)		Upper right arm ( <a href="#">Note 2</a> ) - centrally, point of lowest chevron <b>170mm</b> below shoulder seam. Bottom edge of crown immediately above inside angle of top chevron (bottom corners of crown backing material to be sewn behind chevrons)
Sgt rank badge: Chevrons (white on khaki drill)		Upper right arm - centrally, point of lowest chevron <b>170mm</b> below shoulder seam
Cpl rank badge: Chevrons (white on khaki drill)		Upper right arm - centrally, point of lowest chevron <b>170mm</b> below shoulder seam
LCpl rank badge: Chevron (white on khaki drill)		Upper right arm - centrally, point of lowest chevron <b>170mm</b> below shoulder seam
'ROYAL BAND' shoulder flash: Embroidered letters surmounted by a crown (blue on white)		Below right shoulder ( <a href="#">Note 1</a> ) - centrally, top edge of badge <b>20mm</b> below shoulder seam

UNCONTROLLED WHEN PRINTED

<p>Prince's Badge: Embroidered royal cypher 'PP' in a lyre surmounted by a coronet (khaki on khaki drill)</p>		<p>Upper left arm - centrally, top edge of badge <b>50mm</b> below shoulder seam</p>
---	---	--

**Notes:**

1. *RM Band Portsmouth ranks only - not worn in combat dress (the wearing of this badge is optional in 2A/2B Dress).*
2. *CSgts rank chevrons to be sewn **120mm** on JWH, **190mm** on stone shirt (short sleeves) and **290mm** on ceremonial/blue tunics when worn with 'ROYAL BAND' shoulder flash.*
3. *Optional rank or appointment badge depending on operational requirements (appointment badges not available in bronze).*
4. *Worn by WO2 Bandmasters.*
5. *Drum badge not worn by Buglers (any rank).*
6. *Brassards to be an additional **40mm** higher when 'ROYAL BAND' shoulder flash worn with Bd CSgt/CSgt Bugler (Sgt Bugler with drum badge - gold on dark blue only). Bottom of 'ROYAL BAND' shoulder flash sewn **10mm** above top of CSgt (drum) badge.*
7. *SQ badge (lyre/drum) not worn.*
8. *The exact location of badges may differ slightly from the measurements provided depending on the length of the arm.*
9. *Maternity shirt as for 3A Dress (Shirt Sleeve Order).*



UNCONTROLLED WHEN PRINTED

**UNCONTROLLED WHEN PRINTED**



## ANNEX 40E

## ILLUSTRATIONS OF ROYAL MARINE BADGES OF RANK &amp; OTHER INSIGNIA

## 1. Badges and Distinction Marks of Rank

## a. Royal Marine Officers

## Cap/Beret Badges

Fig 40E-1a. General Officer Fig 40E-1b. Brigadiers and Colonels



Fig 40E-1c. All Other Officers (Divided Badge) (Anodised or Bronze)



## Cap/Peaks

Fig 40E-2a. General Officers

Fig 40E-2b. Brigadiers and Colonels, Lt Colonel and Major



## Helmet Badge

Fig 40E-3. Gilded Metal



UNCONTROLLED WHEN PRINTED

**Buttons (Anodised and Bronze)**

**Fig 40E-4a. General Officers (used on Gorget Patches)**



**Fig 40E-4b. Brigadiers and Colonels (used on Gorget Patches)**



**Fig 40E-4c. Chin Strap (Cap)**



**Fig 40E-4d. Corps Button - All Ranks**




**Collar Badge**

**Fig 40E-5. Gilded Metal**



**Gorget Patches**

**Fig 40E-6a. General Officers**



**Fig 40E-6b. Brigadiers and Colonels**



**Shoulder Straps - Mess Jackets**

**Fig 40E-7a. General Officers**



**Fig 40E-7b. Brigadiers and Colonels**



## Officers Rank Badges

Fig 40E-8a. General

Fig 40E-8b.  
Lieutenant-GeneralFig 40E-8c.  
Major-GeneralFig 40E-8d.  
BrigadierFig 40E-8e.  
ColonelFig 40E-8f.  
Lieutenant-ColonelFig 40E-8g.  
MajorFig 40E-8h.  
CaptainFig 40E-8i.  
LieutenantFig 40E-8j.  
2<sup>nd</sup> Lieutenant

## b. Warrant Officers, NCOs and Men

Fig 40E-9a.  
WO1  
(Officers divided badge)Cap/Beret Badges  
Fig 40E-9b.  
WO2  
(Divided badge)Fig 40E-9c.  
Ranks  
(Composite badge)

UNCONTROLLED WHEN PRINTED

Helmet Badge (Gilded metal)

Fig 40E-10.



Collar Badge

Fig 40E-11a.  
Warrant Officer 1



Fig 40E-11b.  
Warrant Officer 2



Badge of Appointment

Fig 40E-12.  
Provost Sergeant



Good Conduct Badges

Fig 40E-13a.  
4 Years



Fig 40E-13b.  
8 Years



Fig 40E-13c.  
12 Years



### Rank Badges

Fig 40E-14a.  
Warrant Officer 1



Fig 40E-14b.  
Warrant Officer 2



Fig 40E-14c. Colour  
Sergeant (for blue  
dress)



Fig 40E-14d. Colour  
Sergeant (for lovat  
dress)



Fig 40E-14e. Sergeant



Fig 40E-14f. Corporal



Fig 40E-14g. Lance  
Corporal



### Branch Badges

Fig 40E-15a. Telecommunication  
Technician



Fig 40E-15b. Other Tradesmen



### Shoulder Titles (All Ranks)

Fig 40E-16a. Shoulder  
Flash



Fig 40E-16b. Letters  
(Anodised and Bronze)



*For Reserve personnel, as  
above but letters state RMR.*

Fig 40E-16c. Commando  
Dagger Badge



UNCONTROLLED WHEN PRINTED



## Buttons

Fig 40E-17a. Chin Strap (Cap)



Fig 40E-17b. Corps Button (All Ranks)



## Armlets

Fig 40E-18a. RM Provost



Fig 40E-18b. RM Police



## 2. Specialist Badges

### a. Qualification and Skill

Fig 40E-19a. Drill and Platoon Weapons



Fig 40E-19b. Driver



Fig 40E-19c. Signaller



Fig 40E-19d. Physical training



Fig 40E-19e. Sniper



Fig 40E-19f. Marksman



Fig 40E-19g. CGRM Shooting Badge



Fig 40E-19h. HW (see [Note 1](#))



Fig 40E-19i. 1<sup>st</sup> Class  
(Crown above) (see [Note 2](#))Fig 40E-19j. 2<sup>nd</sup> Class (Star  
above and below) (see [Note 2](#))Fig 40E-19k. 3<sup>rd</sup> Class (Star  
above) (see [Note 2](#))**Notes:**

1. The letters in wreath denote specialisation:



AE Assault Engineer  
HW Heavy Weapons  
K Cook  
LC Landing Craft

ML Mountain Leader  
MP Provost  
SC Swimmer Canoeist

2. Stars and Crowns are included on the basic badge to denote grades within the specialist qualification.

b. **Qualification and Skill - All Ranks**Fig 40E-20a. Army  
Parachute jump InstructorFig 40E-20b. Observer Unit  
Light AircraftFig 40E-20c. Air Gunner  
unit Light Aircraft3. **Naval Careers Service**Fig 40E-21. Careers Service Officers and Careers Advisers (see [Note.](#))

**Note.** Worn centrally above the left breast pocket with the lower edge 3mm above the top seam or medal ribbon(s) when worn immediately above the pocket. If necessary, the badge may be displaced towards the left arm sufficient to prevent concealment by the left lapel. **Not to be worn with medals.**

#### 4. Band Service

Royal Marine Band Service personnel wear the same badges as Officers, Warrant Officers, NCOs and Men with the following exceptions:

**Fig 40E-22. Cap Badge**



Grenade

**Fig 40E-23a. Royal Cypher - Silver**



Worn above 'Grenade' cap badge and (without crown) on helmet plate

**Fig 40E-23b. Royal Cypher - Silver**



Worn on helmet plate

**Fig 40E-24. Prince of Wales Plume - CTCRM**



Silver (worn with anodised cap badge)

**Collar Badge  
Fig 40E-25.**



Worn with No 1 dress below Band Sergeant, only on ceremonial tunic

**Shoulder Titles  
Fig 40E-26.**



**Special Badge  
Fig 40E-27.**



Prince's Badge

**Rank Badge  
Fig 40E-28. WO2 Bandmaster**



**Badges of Appointment**

**Fig 40E-29a. Drum Major**



**Fig 40E-29b. Bugle Major**



**Branch Badge**

**Fig 40E-30a. Band Ranks**



**Fig 40E-30b. Bugle**



**Royal Band**

**Fig 40E-31. Ranks serving in Portsmouth Band**



UNCONTROLLED WHEN PRINTED

## ANNEX 40F

## SPECIAL BOAT SERVICE

## 1. 1B Dress - Formal Dress "Parade Lovats"

## a. Occasions for Wear

- (1) When receiving The Sovereign, other crowned heads or heads of state.
- (2) When receiving royalty unless ordered to the contrary by the relevant Service Chief.
- (3) Full ceremonial state events as ordered.
- (4) Inspections by Flag and General Officers.
- (5) Funerals, parades and other appropriate ceremonial events.

## b. Description

Officers	WOs and SNCOs	Corporals and Marines
Beret and SBS cloth badge	Beret and SBS cloth badge	Beret and SBS cloth badge
Lovat suit	Lovat suit	Lovat suit
Lanyards ( <a href="#">Note 1</a> )	SBS Lanyard	SBS Lanyard
Stone long sleeved shirt	Stone long sleeved shirt	Stone long sleeved shirt
Light khaki braided tie	Khaki drab braided tie ( <a href="#">Note 8</a> )	Khaki drab braided tie
Socks combat general service	Socks combat general service	Socks combat general service
Sam Browne ( <a href="#">Note 2</a> )	Sam Browne/Sword belt/White belt ( <a href="#">Note 4</a> )	White belt ( <a href="#">Note 4</a> )
Sword ( <a href="#">Note 3</a> )	Sword/rifle ( <a href="#">Note 3</a> )	Rifle ( <a href="#">Note 3</a> )
Officer pattern boots	Army/Officer pattern boots ( <a href="#">Note 5</a> )	Army pattern boots ( <a href="#">Note 5</a> )
Brown cape gloves	Gloves ( <a href="#">Note 6</a> )	White gloves
SBS Para Wings ( <a href="#">Note 9</a> )	Sash ( <a href="#">Note 7</a> )	SBS Para Wings ( <a href="#">Note 9</a> )
	SBS Para Wings ( <a href="#">Note 9</a> )	

## c. Decorations/Medals

- (1) Up to 2 stars of orders.
- (2) 1 neck decoration.
- (3) Medals.

UNCONTROLLED WHEN PRINTED





**Notes:**

1. *Blue officer pattern lanyard on left shoulder, SBS lanyard on the right shoulder.*
2. *Sam Browne always worn with a frog, whether with sword or not.*
3. *Sword/rifles are carried on parade when ordered.*
4. *WO1s wear Sam Browne, WOs2 wear sword belt, badged SNCOs and ORs wear band service white belt and SBS locket union.*
5. *WO2s and below wear Army pattern boots.*
6. *WO2s and above wear brown cape gloves, the remainder wear white gloves.*
7. *WO2s and below wear a scarlet sash.*
8. *WO1s wear light khaki braided tie.*
9. *For badged ranks and Special Forces Communicators.*

UNCONTROLLED WHEN PRINTED

**Fig 40F-1a. Officers**



**Fig 40F-1b. WOs and SNCOs**



**Fig 40F-1c. Corporals and Marines**



UNCONTROLLED WHEN PRINTED

## 2. 1B Dress - Semi Formal Dress “Lovats”

- a. **Occasions for Wear.** Occasions of duty or minor ceremonial.
- b. **Description**

Officers	WOs and SNCOs	Corporals and Marines
Beret and SBS cloth badge	Beret and SBS cloth badge	Beret and SBS cloth badge
Lovat suit	Lovat suit	Lovat suit
Cloth belt	Cloth belt	Cloth belt
Lanyards ( <a href="#">Note 1</a> )	SBS Lanyard ( <a href="#">Note 2</a> )	SBS Lanyard
Stone long sleeved shirt	Stone long sleeved shirt	Stone long sleeved shirt
Light khaki braided tie	Khaki drab braided tie ( <a href="#">Note 3</a> )	Khaki drab braided tie
Socks combat general service	Socks combat general service	Socks combat general service
Officer pattern shoes	Black shoes ( <a href="#">Note 4</a> )	Black shoes
SBS Para Wings ( <a href="#">Note 6</a> )	Sash ( <a href="#">Note 5</a> )	SBS Para Wings ( <a href="#">Note 6</a> )
	SBS Para Wings ( <a href="#">Note 6</a> )	

- c. **Decorations/Medals.** Negative medals



**Notes:**

1. Blue officer pattern lanyard on left shoulder, SBS lanyard on the right shoulder.
2. WO1s to wear officer pattern lanyard on left shoulder.
3. WO1s wear light khaki braided tie.
4. WO1s wear officer pattern shoes.
5. WO2s and below wear scarlet sash.
6. SBS Para Wings for badged ranks and Special Forces Communicators.

UNCONTROLLED WHEN PRINTED

**Fig 40F-2a. Officers**



**Fig 40F-2b. WOs and SNCOs**



**Fig 40F-2c. Corporals and Marines**



UNCONTROLLED WHEN PRINTED

### 3. 3A Dress - General Duty Dress “Half Lovats”

- a. **Occasions for Wear.** Semi formal day rig worn in camp and for day to day duties.
- b. **Description**

Officers	WOs and SNCOs	Corporals and Marines
Beret and SBS cloth badge	Beret and SBS cloth badge	Beret and SBS cloth badge
Lovat trousers	Lovat trousers	Lovat trousers
Cloth belt	SBS stable belt ( <a href="#">Note 3</a> )	SBS stable belt ( <a href="#">Note 3</a> )
Lanyards ( <a href="#">Note 1</a> )	SBS lanyard ( <a href="#">Note 4</a> )	SBS lanyard ( <a href="#">Note 4</a> )
Stone short sleeved shirt	Stone short sleeved shirt	Stone short sleeved shirt
Bronze SBS insignia ( <a href="#">Note 2</a> )	Bronze SBS insignia ( <a href="#">Note 2</a> )	Bronze SBS insignia ( <a href="#">Note 2</a> )
SBS stable belt ( <a href="#">Note 3</a> )	Socks combat general service	Socks combat general service
Socks combat general service	Black shoes	Black shoes
Officer pattern shoes	SBS Para Wings ( <a href="#">Note 5</a> )	SBS Para Wings ( <a href="#">Note 5</a> )
SBS Para Wings ( <a href="#">Note 5</a> )		

- c. **Decorations/Medals.** None



**Notes:**

1. Blue officer pattern lanyard on left shoulder, SBS lanyard on the right shoulder.
2. All badged SBS ranks.
3. All badged SBS ranks.
4. All personnel serving with SBS.
5. SBS Para Wings for badged ranks and Special Forces Communicators.

UNCONTROLLED WHEN PRINTED



**Fig 40F-3a. Officers**



**Fig 40F-3b. WOs and SNCOs**



**Fig 40F-3c. Corporals and Marines**



UNCONTROLLED WHEN PRINTED

#### 4. 3D Dress - General Duty Dress “Training Rig”

- a. **Occasions for Wear.** Informal day rig worn in camp and for day to day duties.
- b. **Description**

Officers	WOs and SNCOs	Corporals and Marines
Beret ( <a href="#">Note 1</a> )	Beret ( <a href="#">Note 1</a> )	Beret ( <a href="#">Note 1</a> )
Combat 95 shirt	Combat 95 shirt	Combat 95 shirt
Rank Slide ( <a href="#">Note 4</a> )	Rank Slide ( <a href="#">Note 4</a> )	Rank Slide ( <a href="#">Note 4</a> )
Combat 95 trousers	Combat 95 trousers	Combat 95 trousers
Bronze cap badge ( <a href="#">Note 2</a> )	Bronze cap badge ( <a href="#">Note 2</a> )	Bronze cap badge ( <a href="#">Note 2</a> )
Green belt ( <a href="#">Note 3</a> )	Green belt ( <a href="#">Note 3</a> )	Green belt ( <a href="#">Note 3</a> )
Socks combat general service	Socks combat general service	Socks combat general service
Boots high leg combat	Boots high leg combat	Boots high leg combat

- c. **Decorations/Medals.** None



**Notes:**

1. *Officers/WO Split Badge.*
2. *SBS ranks cloth badge.*
3. *SBS ranks Stable Belt.*
4. *Black on Green.*
5. *T-shirt may be worn under CS95 shirt in cold weather.*
6. *Combat jacket/waterproofs may be worn in inclement weather.*

## ANNEX 40G

## ROYAL MARINES BAND SERVICE DRESS TABLES

## 1. 1 Dress - Ceremonial Blue Dress

## a. Occasions for Wear

- (1) When receiving The Sovereign, other crowned heads or heads of state.
- (2) When receiving royalty unless ordered to the contrary by the relevant senior officer.
- (3) Full ceremonial state events as ordered.
- (4) Inspections by Flag and General Officers.
- (5) Funerals, parades and other appropriate ceremonial events.

## b. Description

## (1) Officers

Director of Music
Helmet, Wolseley pattern
Plate, helmet, officers' pattern ( <a href="#">Note 1</a> )
Ball ornament, officers' pattern
Chain (stay), chin, gold plated
Tunic, gold braid (officers' pattern) ( <a href="#">Note 2</a> )
T-shirt
Trousers, overalls, blue (thick stripe)
Braces
Gloves, white
Baton
Sash, waist, crimson
Sword & scabbard, steel (short sword knot - gold) ( <a href="#">Note 3</a> )
Sword straps (1 short, 1 long - gold)
Sword waist belt (worn under crimson sash)
Socks, black
Wellington boots ( <a href="#">Note 3</a> )

UNCONTROLLED WHEN PRINTED

(2) **WO1s & Appointed Ranks**

<b>Warrant Officer (Class 1)</b>	<b>Bandmaster</b>	<b>Drum Major</b>	<b>Bugle Major</b>
Helmet, Wolseley pattern	Helmet, Wolseley pattern	Helmet, Wolseley pattern	Helmet, Wolseley pattern
Plate, helmet, officers' pattern ( <a href="#">Note 1</a> )	Plate, helmet, gold plated ( <a href="#">Note 1</a> )	Plate, helmet, gold plated ( <a href="#">Note 1</a> )	Plate, helmet, gold plated
Ball ornament, officers' pattern	Ball ornament, gold plated	Ball ornament, gold plated	Ball ornament, gold plated
Chain (stay), chin, gold plated	Chain (stay), chin, gold plated	Chain (stay), chin, gold plated	Chain (stay), chin, gold plated
Tunic, gold braid (officers' pattern) ( <a href="#">Note 2</a> & <a href="#">Note 4</a> )	Tunic, gold braid (SNCOs' pattern) ( <a href="#">Note 2</a> )	Tunic, gold braid (Drum Majors' pattern) ( <a href="#">Note 2</a> )	Tunic, gold braid (SNCOs' pattern) ( <a href="#">Note 2</a> ) & <a href="#">Note 4</a>
T-shirt	T-shirt	T-shirt	T-shirt
Trousers, No 1, blue (thick or thin stripe)	Trousers, No 1, blue (thick stripe)	Trousers, overalls, blue (thick stripe)	Trousers, No 1, blue (thin stripe)
Braces	Braces	Braces	Braces
Gloves, white	Gloves, white	Gauntlets, white gauntlets (Drum Majors' pattern)	Gloves, white
Baton	Baton	Dress belt ( <a href="#">Note 5</a> )	Baton
Sash, waist, crimson	Sash, worsted, scarlet	Sash, worsted, scarlet	Sash, worsted, scarlet
Sword belt, waist (worn under crimson sash)	Sword belt and straps (1 short, 1 long - white)	Sword belt, waist (worn under tunic)	Sword belt and straps (1 short, 1 long - white)
Sword & scabbard, steel (short sword knot - gold)	Sword & scabbard, steel (sword knot - white)	Sword & scabbard, steel (short sword knot - white)	Sword & scabbard, steel (sword knot - white)
Sword straps (1 short, 1 long - gold)	Socks, black	Sword straps (1 short, 1 long - white)	Dress cords, silk
Socks, black	George boots	Socks, black	Socks, black
Parade boots (officers' pattern)		Wellington boots	George boots

UNCONTROLLED WHEN PRINTED

## (3) Other Ranks

Band SNCO	SNCO Bugler	Band Corporal and Musician	Corporal Bugler and Bugler
Musical instrument(s) according to category ( <a href="#">Note 6</a> )			
Helmet, Wolseley pattern	Helmet, Wolseley pattern	Helmet, Wolseley pattern	Helmet, Wolseley pattern
Plate, helmet, gold plated ( <a href="#">Note 1</a> )	Plate, helmet, gold plated	Plate, helmet, gold plated ( <a href="#">Note 1</a> )	Plate, helmet, gold plated
Ball ornament, gold plated	Ball ornament, gold plated	Ball ornament, gold plated ( <a href="#">Note 1</a> )	Ball ornament, gold plated
Chain (stay), chin, gold plated	Chain (stay), chin, gold plated	Chain (stay), chin, gold plated	Chain (stay), chin, gold plated
Tunic, gold braid (SNCOs' pattern) ( <a href="#">Note 2</a> )	Tunic, gold braid (SNCOs' pattern) ( <a href="#">Note 2</a> )	Tunic, yellow braid ( <a href="#">Note 2</a> )	Tunic, yellow braid ( <a href="#">Note 2</a> )
T-shirt	T-shirt	T-shirt	T-shirt
Trousers, No 1, blue (thick stripe)	Trousers, No 1, blue (thin stripe)	Trousers, No 1, blue (thick stripe)	Trousers, No 1, blue (thin stripe)
Braces	Braces	Braces	Braces
Locket union (gold plated)	Locket union (gold plated)	Locket union (gold plated)	Locket union (gold plated)
Belt, white (plastic)	Belt, white (plastic)	Belt, white (plastic)	Belt, white (plastic)
Sash, worsted, scarlet	Dress cords, worsted	Cross strap and pouch ( <a href="#">Note 7</a> )	Dress cords, worsted
Socks, black	Sash, worsted, scarlet	Socks, black	Gloves, white
George boots	Gloves, white	George boots	Leg apron (white)
	Leg apron (white)		Drum sling
	Drum sling		Bugle cord
	Bugle cord		Drum traces (white)
	Drum traces (white)		Drum sticks (white)
	Drum sticks (white)		Socks, black
	Socks, black		George boots
	George boots		

UNCONTROLLED WHEN PRINTED




c. **Decorations/Medals.** Medals.**Notes:**

1. *Directors of Music, Bandmasters and all Musicians serving in Portsmouth and CTCRM Bands are to wear the appropriate helmet plate with royal cyphers (not Buglers).*
2. *Prince's badge to be worn by all ranks in receipt of the award. All Musicians and Buglers serving in Portsmouth Band (including the Director of Music, Bandmaster and (Corps) Drum Major) to wear the "Royal Band" flash.*
3. *Principal Director of Music and any other RMBS Officers of Lt Col rank to wear spurs and long sword knot - gold.*
4. *Bugle Majors (including WO1 Bugle Majors) to wear silk dress cords.*
5. *Drum Majors to wear miniature medals on dress belt.*
6. *Bass drummers to wear tiger skin and gauntlets. Tenor drummers to wear leopard skin and gauntlets. Tuba and euphonium players to wear blue bass apron with gold braid.*
7. *With the exception of SNCOs, bass players, bass drummers, tenor drummers and Buglers, all Band Corporals and Musicians are to wear cross strap & pouch.*

d. **Images****Fig 40G-1a. Director of Music**

**Fig 40A-1b. WO2 Bandmaster**



**Fig 40G-1c. Drum Major**



**Fig 40G-1d. Bugle Major**



UNCONTROLLED WHEN PRINTED

Fig 40G-1e. Band Colour Sergeant



Fig 40G-1f. Sergeant Bugler




Fig 40G-1g. Musician



UNCONTROLLED WHEN PRINTED

**Fig 40G-1h. Bugler (Funerals Rig)****Fig 40G-1i. Bass Drummer****Fig 40G-1j. Tenor Drummer**


UNCONTROLLED WHEN PRINTED



**Fig 40G-1k. Sword Positions (Director of Music)**



**Fig 40G-1l. Sword Positions (Band Master & Bugle Major)**



**Fig 40G-1m. Sword Positions (Drum Major)**





**Fig 40G-5a. Ceremonial Equipment**

**(a) Helmet Plate (Officers' Pattern)**



**(b) Helmet Plate (Other Ranks)**



**(c) Helmet Plate (Portsmouth Band)**



**(d) Helmet Plate (CTCRM Band)**



UNCONTROLLED WHEN PRINTED

(e) Ball Ornament: Rear View (Officers' Pattern)



(f) Ball Ornament: Rear View (Other Ranks)



(g) Locket Union & Belt



(h) Cross Strap & Pouch



UNCONTROLLED WHEN PRINTED

**Fig 40G-1o. Footwear**

**(a) George Boot**



**(b) Wellington Boot**



UNCONTROLLED WHEN PRINTED

## 2. 1F Dress - Formal Dress

### a. Occasions for Wear

- (1) Inspections by Flag and General Officers.
- (2) Minor ceremonial occasions as an alternative to No 1 Ceremonial Dress (e.g. ushers, receptions following band engagements).
- (3) Other occasions as ordered (including band concerts).

### b. Description

#### (1) Officers

Director of Music ( <a href="#">Note 1</a> )
Cap (officers' pattern) ( <a href="#">Note 10</a> )
Tunic, gold braid (officers' pattern) ( <a href="#">Note 2</a> )
T-shirt
Trousers, overalls, blue (thick stripe)
Braces
Gloves, white ( <a href="#">Note 3</a> )
Sword straps (1 short, 1 long - gold)
Sword waist belt (worn under crimson sash)
Baton (as required)
Sash, waist, crimson
Socks, black
Wellington boots ( <a href="#">Note 4</a> )

UNCONTROLLED WHEN PRINTED

(2) **WO1s & Appointed Ranks**

<b>Warrant Officer (Class 1) (Note 1)</b>	<b>Bandmaster (Note 1)</b>	<b>Drum Major</b>	<b>Bugle Major</b>
Cap (officers' pattern)	Cap ( <a href="#">Note 6</a> & <a href="#">Note 10</a> )	Cap ( <a href="#">Note 6</a> & <a href="#">Note 10</a> )	Cap
Tunic, gold braid (officers' pattern) ( <a href="#">Note 2</a> and <a href="#">Note 5</a> )	Tunic, gold braid (SNCOs' pattern) ( <a href="#">Note 2</a> )	Tunic, gold braid (Drum Majors' pattern) ( <a href="#">Note 2</a> )	Tunic, gold braid (SNCOs' pattern) ( <a href="#">Note 2</a> and <a href="#">Note 5</a> )
T-shirt	T-shirt	T-shirt	T-shirt
Trousers, No 1, blue (thick or thin stripe)	Trousers, No 1, blue (thick stripe)	Trousers, overalls, blue (thick stripe)	Trousers, No 1, blue (thin stripe)
Braces	Braces	Braces	Braces
Baton	Baton	Dress belt (Note 8)	Baton
Sash, waist, crimson	Sash, worsted, scarlet	Sash, worsted, scarlet	Sash, worsted, scarlet
Sword belt, waist (worn under crimson sash)	Sword belt and straps (1 short, 1 long - white)	Sword belt, waist (worn under tunic)	Sword belt and straps (1 short, 1 long - white)
Sword straps (1 short, 1 long - gold)	Socks, black	Sword straps (1 short, 1 long - white)	Dress cords, silk
Gloves, white ( <a href="#">Note 3</a> )	Gloves, white ( <a href="#">Note 3</a> )	Gloves, white ( <a href="#">Note 3</a> )	Gloves, white ( <a href="#">Note 3</a> )
Socks, black	Shoes, black ( <a href="#">Note 7</a> )	Socks, black	Socks, black
Shoes (officers' pattern)		Wellington boots	Shoes, black ( <a href="#">Note 7</a> )

UNCONTROLLED WHEN PRINTED



## (3) Other Ranks

Band SNCO	SNCO Bugler	Band Corporal and Musician	Corporal Bugler and Bugler
Musical instrument(s) according to category ( <a href="#">Note 9</a> )			
Cap ( <a href="#">Note 6</a> & <a href="#">Note 10</a> )	Cap ( <a href="#">Note 10</a> )	Cap ( <a href="#">Note 6</a> & <a href="#">Note 10</a> )	Cap ( <a href="#">Note 10</a> )
Tunic, gold braid (SNCOs' pattern) ( <a href="#">Note 2</a> )	Tunic, gold braid (SNCOs' pattern) ( <a href="#">Note 2</a> )	Tunic, yellow braid ( <a href="#">Note 2</a> )	Tunic, yellow braid ( <a href="#">Note 2</a> )
T-shirt	T-shirt	T-shirt	T-shirt
Trousers, No 1, blue (thick stripe)	Trousers, No 1, blue (thin stripe)	Trousers, No 1, blue (thick stripe)	Trousers, No 1, blue (thin stripe)
Braces	Braces	Braces	Braces
Locket union (gold plated)	Locket union (gold plated)	Locket union (gold plated)	Locket union (gold plated)
Belt, white (plastic)	Belt, white (plastic)	Belt, white (plastic)	Belt, white (plastic)
Sash, worsted, scarlet	Dress cords, worsted	Socks, black	Dress cords, worsted
Gloves, white ( <a href="#">Note 3</a> )	Gloves, white ( <a href="#">Note 3</a> )	Gloves, white ( <a href="#">Note 3</a> )	Gloves, white ( <a href="#">Note 3</a> )
Socks, black	Sash, worsted, scarlet	Shoes, black ( <a href="#">Note 6</a> )	Socks, black
Shoes, black ( <a href="#">Note 6</a> )	Socks, black		Shoes, black ( <a href="#">Note 7</a> )
	Shoes, black ( <a href="#">Note 7</a> )		

UNCONTROLLED WHEN PRINTED



c. **Decorations/Medals.** Medals.**Notes:**

1. *When conducting concerts, orchestras and ensembles etc, Directors of Music and Bandmasters are to wear Mess Dress or Frockcoat (WO1s only) as appropriate.*
2. *Prince's badge to be worn by all ranks in receipt of the award. All Musicians and Buglers serving in Portsmouth Band (including the Director of Music, Bandmaster and (Corps) Drum Major) to wear the "Royal Band" flash.*
3. *To be worn if ordered.*
4. *Principal Director of Music to wear spurs and long sword knot - gold.*
5. *Bugle Majors (including WO1 Bugle Majors) to wear silk dress cords.*
6. *WO2 Bandmasters, (Corps) Drum Majors and all Musicians serving in Portsmouth and CTCRM Bands are to wear the appropriate cap badges with royal cyphers (not Buglers).*
7. *Females may wear 'Gibson' shoes or male equivalent shoes at their discretion.*
8. *Drum Majors to wear miniature medals on dress belt.*
9. *Tuba and euphonium players to wear blue bass apron with gold braid when performing.*
10. *Caps not worn when performing inside unless ordered. Caps worn when performing outside (e.g. Royal Garden Parties).*

d. **Images****Fig 40G-2a. Musician**

UNCONTROLLED WHEN PRINTED

Fig 40G-2b. Caps

(a) Male (Other Ranks)



(b) Female (Other Ranks)



(c) Male (Portsmouth Band)



(d) Female (Portsmouth Band)



(e) Male (CTCRM Band)



(f) Female (CTCRM Band)



UNCONTROLLED WHEN PRINTED

**Fig 40G-2c. Footwear****(a) Gibson Shoe****(b) Court Shoe****3. 1 Dress - Ceremonial Blue Dress (Frockcoat Order)**

- a. **Occasions for Wear.** By Officers and WO1s only during the day when the wearing of No. 1 Dress - Ceremonial Blue Dress, would be inappropriate (eg. when conducting a concert band during an afternoon performance).

**UNCONTROLLED WHEN PRINTED**

b. Description

Director of Music	Warrant Officer (Class 1)
Cap (officers' pattern)	Cap (officers' pattern)
Frockcoat ( <a href="#">Note 1</a> )	Frockcoat ( <a href="#">Note 1</a> )
T-shirt	T-shirt
Trousers, overalls, blue, thick stripe	Trousers, No. 1, blue, thick or thin stripe
Braces	Braces
Baton (as required)	Baton (as required)
Sash, waist, crimson	Sash, waist, crimson
Black socks	Black socks
Wellington boots ( <a href="#">Note 2</a> )	Parade boots (officers' pattern)


c. Decorations/Medals. Medal ribbons.



- Notes:**
1. Prince's badge to be worn by all ranks in receipt of the award. The Director of Music and WO1 Bandmaster of Portsmouth Band to wear the "Royal Band" flash.
  2. Principal Director of Music and any other RMBS Officers of Lt Col rank to wear spurs.

d. Images

Fig 40G-3a. Director of Music



#### 4. 1 Dress - Ceremonial Blue Dress (Greatcoat Order)

##### a. Occasions for Wear

- (1) When receiving The Sovereign, other crowned heads or heads of state in winter when ordered.
- (2) When receiving royalty in winter unless ordered to the contrary by the relevant senior officer.
- (3) Full ceremonial state events in winter as ordered (including Remembrance Day parades).
- (4) Inspections in winter by Flag and General Officers.
- (5) All Service parades taking place outside between 1 Nov – 31 Mar with the exception of BRNC, HMS RALEIGH and CTCRM Pass Out Parades. Other parades may also be exempt from the wearing of Greatcoats at the discretion of the Director of Music in consultation with HQBSRM.

##### b. Description

##### (1) Officers

Director of Music
Helmet, Wolseley pattern
Plate, helmet, officers' pattern ( <a href="#">Note 1</a> )
Ball ornament, officers' pattern
Chain (stay), chin, gold plated
Greatcoat ( <a href="#">Note 2</a> )
T-shirt, black
Trousers, overalls, blue, thick stripe
Braces
White gloves
Baton
Sword & steel scabbard (short sword knot - gold) ( <a href="#">Note 3</a> )
Black socks
Wellington boots ( <a href="#">Note 3</a> )

UNCONTROLLED WHEN PRINTED

## (2) WO1s &amp; Appointed Ranks

Warrant Officer (Class 1)	Bandmaster	Drum Major	Bugle Major
Helmet, Wolseley pattern	Helmet, Wolseley pattern	Helmet, Wolseley pattern	Helmet, Wolseley pattern
Plate, helmet, officers' pattern ( <a href="#">Note 1</a> )	Plate, helmet, gold plated ( <a href="#">Note 1</a> )	Plate, helmet, gold plated ( <a href="#">Note 1</a> )	Plate, helmet, gold plated
Ball ornament, officers' pattern	Ball ornament, gold plated	Ball ornament, gold plated	Ball ornament, gold plated
Chain (stay), chin, gold plated	Chain (stay), chin, gold plated	Chain (stay), chin, gold plated	Chain (stay), chin, gold plated
Greatcoat ( <a href="#">Note 2</a> )	Greatcoat ( <a href="#">Note 2</a> )	Greatcoat ( <a href="#">Note 2</a> )	Greatcoat ( <a href="#">Note 2</a> )
T-shirt, black	T-shirt, black	Dress belt ( <a href="#">Note 4</a> )	T-shirt, black
Trousers, No 1, blue, thick or thin stripe	Trousers, No 1, blue, thick stripe	T-shirt, black	Trousers, No 1, blue, thin stripe
Braces	Braces	Trousers, overalls, blue, thick stripe	Braces
White gloves	White gloves	Braces	White gloves
Baton	Baton	White gauntlets (Drum Majors' pattern)	Baton
Sword & steel scabbard (short sword knot - gold)	Sash, worsted, scarlet	Sash, worsted, scarlet	Sash, worsted, scarlet
Black socks	Sword & steel scabbard (sword knot - white)	Sword & steel scabbard (short sword knot - white)	Sword & steel scabbard (sword knot - white)
Parade boots (officers' pattern)	Black socks	Sword waist belt (worn under tunic)	Black socks
	George boots	Black socks	George boots
		Wellington boots	

UNCONTROLLED WHEN PRINTED



(3) **Other Ranks**

Band SNCO	SNCO Bugler	Band Corporal and Musician	Corporal Bugler and Bugler
Musical instrument(s) according to category ( <a href="#">Note 5</a> )			
Helmet, Wolseley pattern	Helmet, Wolseley pattern	Helmet, Wolseley pattern	Helmet, Wolseley pattern
Plate, helmet, gold plated ( <a href="#">Note 1</a> )	Plate, helmet, gold plated	Plate, helmet, gold plated	Plate, helmet, gold plated
Ball ornament, gold plated	Ball ornament, gold plated	Ball ornament, gold plated ( <a href="#">Note 1</a> )	Ball ornament, gold plated
Chain (stay), chin, gold plated	Chain (stay), chin, gold plated	Chain (stay), chin, gold plated	Chain (stay), chin, gold plated
Greatcoat ( <a href="#">Note 2</a> )	Greatcoat ( <a href="#">Note 2</a> )	Greatcoat ( <a href="#">Note 2</a> )	Greatcoat ( <a href="#">Note 2</a> )
T-shirt, black	T-shirt, black	T-shirt, black	T-shirt, black
Trousers, No 1, blue, thick stripe	Trousers, No 1, blue, thin stripe	Trousers, No 1, blue, thick stripe	Trousers, No 1, blue, thin stripe
Braces	Braces	Braces	Braces
Sash, worsted, scarlet	Sash, worsted, scarlet	Black socks	Drum sling
Black socks	Drum sling	George boots	Bugle cord
George boots	Bugle cord		Drum traces (white)
	Drum traces (white)		Drum sticks (white)
	Drum sticks (white)		Black socks
	Black socks		George boots
	George boots		

c. **Decorations/Medals.** None.

UNCONTROLLED WHEN PRINTED

	<p><b>Notes:</b></p> <ol style="list-style-type: none"><li>1. <i>Directors of Music, Bandmasters and all Musicians serving in Portsmouth and CTCRM Bands are to wear the appropriate helmet plate with royal cyphers (not Buglers).</i></li><li>2. <i>Greatcoat hem to be 457mm (18") from the ground. "Royal Band" flash, Prince's badge and Drum badge not worn. Anodized letters "RM" and collar badges to be worn (officers and WO1s wear anodized &amp; silver collar badges).</i></li><li>3. <i>Principal Director of Music and any other RMBS Officers of Lt Col rank to wear spurs and long sword knot - gold.</i></li><li>4. <i>Drum Majors will wear miniature medals on dress belt.</i></li><li>5. <i>Tuba and euphonium players to wear blue bass apron. Cross strap &amp; pouch and tiger/leopard skin are not worn (bass drummers to wear collar open).</i></li></ol>
--	---

UNCONTROLLED WHEN PRINTED

## d. Images

Fig 40G-4a. Director of Music



Fig 40G-4b. Other Ranks

(a) Drum Major



(b) Sergeant Bugler



UNCONTROLLED WHEN PRINTED

(c) Bass Drummer



(d) Band Corporal



UNCONTROLLED WHEN PRINTED

## 5. 1A Dress - Regiment Blue Dress

### a. Occasions for Wear

- (1) Inspections by Flag and General Officers.
- (2) Minor ceremonial occasions as an alternative to No. 1 Dress - Ceremonial Blue Dress.
- (3) Other occasions as ordered.

### b. Description

#### (1) Officers

Director of Music
Cap (officers' pattern)
Tunic, (officers' pattern) ( <a href="#">Note 1</a> )
Trousers, blue (thick stripe)
Braces
Gloves, brown, cape ( <a href="#">Note 2</a> )
Sam Browne (with Frog)
Sword and scabbard, leather, brown ( <a href="#">Note 3</a> )
Lanyard, blue (officers' pattern)
Shirt, white, long sleeved
Tie, black
Socks, black
Boots (officers' pattern)

#### (2) WO1s & Appointed Ranks

Warrant Officer (Class 1)	Bandmaster	Drum Major	Bugle Major
Cap (officers' pattern)	Cap ( <a href="#">Note 4</a> )	Cap ( <a href="#">Note 4</a> )	Cap
Tunic, (WO1 pattern) ( <a href="#">Note 1</a> )	Tunic ( <a href="#">Note 1</a> )	Tunic ( <a href="#">Note 1</a> )	Tunic ( <a href="#">Note 1</a> and <a href="#">Note 5</a> )
T-shirt	T-shirt	T-shirt	T-shirt
Trousers, blue (thick or thin stripe)	Trousers, blue (thick stripe)	Trousers, blue (thin stripe)	Trousers, blue (thin stripe)
Braces	Braces	Braces	Braces

UNCONTROLLED WHEN PRINTED

**BRd 3(1)**

Gloves, brown, cape ( <a href="#">Note 2</a> )	Gloves, brown, cape ( <a href="#">Note 2</a> )	Gloves, brown, cape ( <a href="#">Note 2</a> )	Gloves, brown, cape ( <a href="#">Note 2</a> )
Sam Browne (with Frog)	Sword belt, brown	Sword belt, brown	Sword belt, brown
Sword and scabbard, leather, brown ( <a href="#">Note 3</a> )	Sword and scabbard, leather, brown ( <a href="#">Note 3</a> )	Sword and scabbard, leather, brown ( <a href="#">Note 3</a> )	Sword and scabbard, leather, brown ( <a href="#">Note 3</a> )
Lanyard, blue (officers' pattern)	Sword straps (1 short, 1 long – brown)	Sword straps (1 short, 1 long – brown)	Sword straps (1 short, 1 long – brown)
Socks, black	Sash, worsted, scarlet	Sash, worsted, scarlet	Sash, worsted, scarlet
Boots (officers' pattern)	Socks, black	Socks, black	Dress cords, silk
	George boots	George boots	Socks, black
			George boots

**(3) Other Ranks**

<b>Band SNCO</b>	<b>SNCO Bugler</b>	<b>Band Corporal and Musician</b>	<b>Corporal Bugler and Bugler</b>
Cap ( <a href="#">Note 4</a> )	Cap	Cap ( <a href="#">Note 4</a> )	Cap
Tunic ( <a href="#">Note 1</a> )	Tunic ( <a href="#">Note 1</a> )	Tunic ( <a href="#">Note 1</a> )	Tunic ( <a href="#">Note 1</a> )
T-shirt	T-shirt	T-shirt	T-shirt
Trousers, blue (thick stripe)	Trousers, blue (thin stripe)	Trousers, blue (thick stripe)	Trousers, blue (thin stripe)
Braces	Braces	Braces	Braces
Gloves, white ( <a href="#">Note 2</a> )	Gloves, white ( <a href="#">Note 2</a> )	Gloves, white ( <a href="#">Note 2</a> )	Gloves, white ( <a href="#">Note 2</a> )
Locket union (gold plated)	Locket union (gold plated)	Locket union (gold plated)	Locket union (gold plated)
Belt, white (plastic)	Belt, white (plastic)	Belt, white (plastic)	Belt, white (plastic)
Sash, worsted, scarlet	Sash, worsted, scarlet	Socks, black	Dress cords, worsted
Socks, black	Dress cords, worsted	George boots	Socks, black
George boots	Socks, black		George boots
	George boots		



c. **Decorations/Medals**

- (1) Collar and/or broad riband.
- (2) Up to 4 stars of orders.
- (3) Up to 3 neck decorations.
- (4) Medals.

	<p><b>Notes:</b></p> <ol style="list-style-type: none"> <li>1. <i>Prince's badge to be worn by all ranks in receipt of the award. All Musicians and Buglers serving in Portsmouth Band (including the Director of Music, Bandmaster and (Corps) Drum Major) to wear the "Royal Band" flash. Anodized letters "RM" and collar badges to be worn (officers and WO1s wear anodized &amp; silver collar badges).</i></li> <li>2. <i>Gloves may be omitted in summer if ordered by the Senior Officer present.</i></li> <li>3. <i>Swords are carried on parade or when ordered.</i></li> <li>4. <i>WO2 Bandmasters, (Corps) Drum Majors and all Musicians serving in Portsmouth and CTCRM Bands are to wear the appropriate cap badges with royal cyphers (not Buglers).</i></li> <li>5. <i>Bugle Majors to wear silk dress cords (not WO1 Buglers).</i></li> <li>6. <i>Additional information regarding No. 1A Dress is located at Annex 40G.</i></li> </ol>
--	--

UNCONTROLLED WHEN PRINTED

d. Images

Fig 40G-5a. Bugle Major



Fig 40G-5b. Sergeant Bugler



UNCONTROLLED WHEN PRINTED

## 6. 1AS Dress - Regimental Blue Dress

### a. Occasions for Wear

- (1) Occasions of duty or minor ceremonial.
- (2) Other occasions as ordered (including orchestras, small ensembles etc).

### b. Description

#### (1) Officers

Director of Music ( <a href="#">Note 1</a> )
Cap (officers' pattern) ( <a href="#">Note 8</a> )
Tunic, No 1 Blues (officers' pattern) ( <a href="#">Note 2</a> )
Trousers, blue (thick stripe)
Braces
Lanyard, blue (officers' pattern)
Sam Browne (with Frog) ( <a href="#">Note 3</a> )
Shirt, white, long sleeved
Tie, black
Socks, black
Shoes (officers' pattern)
Gloves, brown, cape ( <a href="#">Note 4</a> )

#### (2) WO1s & Appointed Ranks

Warrant Officer (Class 1) ( <a href="#">Note 1</a> )	Bandmaster ( <a href="#">Note 1</a> )	Drum Major	Bugle Major
Cap (officers' pattern) ( <a href="#">Note 8</a> )	Cap ( <a href="#">Note 5</a> & <a href="#">Note 8</a> )	Cap ( <a href="#">Note 5</a> & <a href="#">Note 8</a> )	Cap ( <a href="#">Note 8</a> )
Tunic (WO1 pattern) ( <a href="#">Note 2</a> )	Tunic ( <a href="#">Note 2</a> )	Tunic ( <a href="#">Note 2</a> )	Tunic ( <a href="#">Note 2</a> and <a href="#">Note 9</a> )
T-shirt	T-shirt	T-shirt	T-shirt
Trousers, blue (thick or thin stripe)	Trousers, blue (thick stripe)	Trousers, blue (thin stripe)	Trousers, blue (thin stripe)
Braces	Braces	Braces	Braces
Sam Browne (with Frog) ( <a href="#">Note 3</a> )	Sword belt, brown ( <a href="#">Note 3</a> )	Sword belt, brown ( <a href="#">Note 3</a> )	Sword belt, brown ( <a href="#">Note 3</a> )
Lanyard, blue (officers' pattern)	Sash, worsted, scarlet	Sash, worsted, scarlet	Sash, worsted, scarlet
Socks, black	Socks, black	Socks, black	Dress cords, silk

UNCONTROLLED WHEN PRINTED

**BRd 3(1)**

Gloves, brown, cape ( <a href="#">Note 4</a> )	Gloves, brown, cape ( <a href="#">Note 4</a> )	Gloves, brown, cape ( <a href="#">Note 4</a> )	Gloves, brown, cape ( <a href="#">Note 4</a> )
Shoes (officers' pattern)	Shoes, black ( <a href="#">Note 6</a> )	George boots	Socks, black
			Shoes, black ( <a href="#">Note 6</a> )

**(3) Other Ranks**

Band SNCO	SNCO Bugler	Band Corporal and Musician	Corporal Bugler and Bugler
Musical instrument(s) according to category ( <a href="#">Note 7</a> )			
Cap ( <a href="#">Note 5</a> & <a href="#">Note 8</a> )	Cap ( <a href="#">Note 8</a> )	Cap ( <a href="#">Note 5</a> & <a href="#">Note 8</a> )	Cap ( <a href="#">Note 8</a> )
Tunic ( <a href="#">Note 2</a> )	Tunic ( <a href="#">Note 2</a> )	Tunic ( <a href="#">Note 2</a> )	Tunic ( <a href="#">Note 2</a> )
T-shirt	T-shirt	T-shirt	T-shirt
Trousers, blue (thick stripe)	Trousers, blue (thin stripe)	Trousers, blue (thick stripe)	Trousers, blue (thin stripe)
Braces	Braces	Braces	Braces
Belt, cloth	Belt, cloth	Belt, cloth	Belt, cloth
Sash, worsted, scarlet	Sash, worsted, scarlet	Socks, black	Dress cords, worsted
Gloves, white ( <a href="#">Note 4</a> )	Gloves, white ( <a href="#">Note 4</a> )	Gloves, white ( <a href="#">Note 4</a> )	Gloves, white ( <a href="#">Note 4</a> )
Socks, black	Dress cords, worsted	Shoes, black ( <a href="#">Note 6</a> )	Socks, black
Shoes, black ( <a href="#">Note 6</a> )	Socks, black ( <a href="#">Note 6</a> )		Shoes, black ( <a href="#">Note 6</a> )
	Shoes, black ( <a href="#">Note 6</a> )		

**c. Decorations/Medals.** Medal ribbons.

**Notes:**

1. *When conducting concerts, orchestras and ensembles etc, Directors of Music and Bandmasters are to wear Mess Dress or Frockcoat.*
2. *Prince's badge to be worn by all ranks in receipt of the award. All Musicians and Buglers serving in Portsmouth Band (including the Director of Music, Bandmaster and (Corps) Drum Major) to wear the "Royal Band" flash. Anodized letters "RM" and collar badges to be worn (officers and WO1s wear anodized & silver collar badges).*
3. *Cloth belt (blue) to be worn if ordered.*
4. *Gloves may be worn outdoors in winter.*
5. *WO2 Bandmasters, (Corps) Drum Majors and all Musicians serving in Portsmouth and CTCRM Bands are to wear the appropriate cap badges with royal cyphers (not Buglers).*
6. *Females may wear 'Gibson' shoes or male equivalent shoes at their own discretion.*
7. *Tuba and euphonium players to wear blue bass apron with gold braid.*
8. *Caps not worn when performing inside unless ordered. Caps worn when performing outside (e.g. Royal Garden Parties).*
9. *Bugle Majors to wear silk dress cords (not WO1 Buglers).*

UNCONTROLLED WHEN PRINTED

d. Images

Fig 40G-6a. Musician



Fig 40G-6b. Musician (Violin/Viola)

(a) Without Left Collar Badge

(b) Playing Position





## 7. 1AW Dress - Tropical Ceremonial Dress

### a. Occasions for Wear

- (1) When receiving The Sovereign, other crowned heads or heads of state.
- (2) When receiving royalty unless ordered to the contrary by the relevant senior officer.
- (3) Full ceremonial state events as ordered.
- (4) Inspections by Flag and General Officers.
- (5) Funerals, Courts Martial, parades and other appropriate ceremonial events.

### b. Description

#### (1) Officers

Director of Music
Helmet, Wolseley pattern
Plate, helmet, officers' pattern ( <a href="#">Note 1</a> )
Ball ornament, officers' pattern
Chain (stay), chin, gold plated
Tunic, white (officers' pattern) ( <a href="#">Note 2</a> & <a href="#">Note 3</a> )
T-shirt, plain, white
Trousers, ceremonial dress, white
Braces, white
White gloves
Baton
Sash, waist, crimson
Sword & steel scabbard (short sword knot - gold) ( <a href="#">Note 3</a> )
Sword straps (1 short, 1 long - gold)
Sword waist belt (worn under crimson sash)
Socks, white
Shoes, white

UNCONTROLLED WHEN PRINTED

(2) **WO1s & Appointed Ranks**

<b>Warrant Officer (Class 1)</b>	<b>Bandmaster</b>	<b>Drum Major</b>	<b>Bugle Major</b>
Helmet, Wolseley pattern	Helmet, Wolseley pattern	Helmet, Wolseley pattern	Helmet, Wolseley pattern
Plate, helmet, officers' pattern ( <a href="#">Note 1</a> & <a href="#">Note 4</a> )	Plate, helmet, gold plated ( <a href="#">Note 1</a> )	Plate, helmet, gold plated ( <a href="#">Note 1</a> )	Plate, helmet, gold plated
Ball ornament, officers' pattern	Ball ornament, gold plated	Ball ornament, gold plated	Ball ornament, gold plated
Chain (stay), chin, gold plated	Chain (stay), chin, gold plated	Chain (stay), chin, gold plated	Chain (stay), chin, gold plated
Tunic, white (officers' pattern) ( <a href="#">Note 2</a> & <a href="#">Note 3</a> )	Tunic, white ( <a href="#">Note 2</a> & <a href="#">Note 3</a> )	Tunic, white ( <a href="#">Note 2</a> & <a href="#">Note 3</a> )	Tunic, white ( <a href="#">Note 2</a> , <a href="#">Note 3</a> & <a href="#">Note 4</a> )
T-shirt, plain, white	T-shirt, plain, white	Dress belt ( <a href="#">Note 5</a> )	Dress cords, silk
Trousers, ceremonial dress, white	Trousers, ceremonial dress, white	T-shirt, plain, white	T-shirt, plain, white
Braces, white	Braces, white	Trousers, ceremonial dress, white	Trousers, ceremonial dress, white
White gloves	White gloves	Braces, white	Braces, white
Baton	Baton	White gauntlets (Drum Majors' pattern)	White gloves
Sash, waist, crimson	Sash, worsted, scarlet	Sash, worsted, scarlet	Baton
Sword & steel scabbard (short sword knot - gold)	Sword & steel scabbard (sword knot - white) ( <a href="#">Note 7</a> )	Sword & steel scabbard (short sword knot - white)	Sash, worsted, scarlet
Sword straps (1 short, 1 long - gold)	Sword belt and straps (1 short, 1 long - white)	Sword straps (1 short, 1 long - white)	Sword & steel scabbard (sword knot - white)
Sword waist belt (worn under crimson sash)	Socks, white	Sword waist belt (worn under tunic)	Sword belt and straps (1 short, 1 long - white) ( <a href="#">Note 7</a> )
Socks, white	Shoes, white	Socks, white	Socks, white
Shoes, white		Shoes, white	Shoes, white

UNCONTROLLED WHEN PRINTED

(3) **Other Ranks**

Band SNCO	SNCO Bugler	Band Corporal and Musician	Corporal Bugler and Bugler
Musical instrument(s) according to category ( <a href="#">Note 6</a> )			
Helmet, Wolseley pattern	Helmet, Wolseley pattern	Helmet, Wolseley pattern	Helmet, Wolseley pattern
Plate, helmet, gold plated ( <a href="#">Note 1</a> )	Plate, helmet, gold plated	Plate, helmet, gold plated	Plate, helmet, gold plated
Ball ornament, gold plated	Ball ornament, gold plated	Ball ornament, gold plated ( <a href="#">Note 1</a> )	Ball ornament, gold plated
Chain (stay), chin, gold plated	Chain (stay), chin, gold plated	Chain (stay), chin, gold plated	Chain (stay), chin, gold plated
Tunic, white ( <a href="#">Note 2</a> & <a href="#">Note 3</a> )	Tunic, white ( <a href="#">Note 2</a> & <a href="#">Note 3</a> )	Tunic, white ( <a href="#">Note 2</a> & <a href="#">Note 3</a> )	Tunic, white ( <a href="#">Note 2</a> & <a href="#">Note 3</a> )
T-shirt, plain, white	Dress cords, worsted	T-shirt, plain, white	Dress cords, worsted
Trousers, ceremonial dress, white	T-shirt, plain, white	Trousers, ceremonial dress, white	T-shirt, plain, white
Braces, white	Trousers, ceremonial dress, white	Braces, white	Trousers, ceremonial dress, white
Sash, worsted, scarlet	Braces, white	Belt, cloth, white	Braces, white
Belt, cloth, white	Sash, worsted, scarlet	Socks, white	Belt, cloth, white
Socks, white	Belt, cloth, white	Shoes, white	Drum sling
Shoes, white	Drum sling		Bugle cord
	Bugle cord		Drum traces (white)
	Drum traces (white)		Drum sticks (white)
	Drum sticks (white)		Socks, white
	Socks, white		Shoes, white
	Shoes, white		

c. **Decorations/Medals**

- (1) Collar and/or broad riband.
- (2) Up to 4 stars of orders.
- (3) Up to 3 neck decorations.
- (4) Medals.

UNCONTROLLED WHEN PRINTED



**Notes:**

1. *Directors of Music, Bandmasters and all Musicians serving in Portsmouth and CTCRM Bands are to wear the appropriate helmet plate with royal cyphers (not Buglers).*
2. *Gold on dark blue rank badges on white brassards (as appropriate), brass belt hooks, anodised buttons, letters "RM" and collar badges to be worn (officers and WO1s wear anodized & silver collar badges).*
3. *Prince's badge to be worn by all ranks in receipt of the award. All Musicians and Buglers serving in Portsmouth Band (including the Director of Music, Bandmaster and (Corps) Drum Major) to wear the "Royal Band" flash (brassard as appropriate).*
4. *Bugle Majors to wear silk Dress cords (not WO1 Buglers).*
5. *Drum Majors to wear miniature medals on dress belt.*
6. *Bass drummers to wear tiger skin and gauntlets. Tenor drummers to wear leopard skin and gauntlets. Tuba and euphonium players to wear white bass apron.*
7. *Cloth belt is optional.*

UNCONTROLLED WHEN PRINTED

## d. Images

Fig 40G-7a. Director of Music



Fig 40G-7b. Drum Major



UNCONTROLLED WHEN PRINTED



Fig 40G-7c. Drum Major (Sword Position)



Fig 40G-7d. Band Corporal



UNCONTROLLED WHEN PRINTED



Fig 40G-7e. Bugler



UNCONTROLLED WHEN PRINTED

## 8. 1B Dress - Lovat Dress

### a. Occasions for Wear

- (1) Inspections by Flag and General Officers.
- (2) Minor ceremonial occasions as an alternative to No. 1A Dress.
- (3) Courts Martial as appropriate.
- (4) Other occasions as ordered ([Note 1](#)).

### b. Description

#### (1) Officers

Director of Music
Cap (officers' pattern)
Lovat suit (jacket and trouser) ( <a href="#">Note 2</a> )
Braces
Shirt, stone, long sleeved
Tie, braided, light khaki
Gloves, brown, cape ( <a href="#">Note 3</a> )
Sam Browne (with Frog)
Sword and scabbard, leather, brown ( <a href="#">Note 3</a> )
Lanyard, blue (officers' pattern)
Socks, black ( <a href="#">Note 4</a> )
Boots (officers' pattern)

## (2) WO1s &amp; Appointed Ranks

Warrant Officer (Class 1)	Bandmaster	Drum Major	Bugle Major
Cap (officers' pattern)	Cap ( <a href="#">Note 5</a> )	Cap ( <a href="#">Note 5</a> )	Cap ( <a href="#">Note 5</a> )
Lovat suite (jacket and trouser) ( <a href="#">Note 2</a> )	Lovat suite (jacket and trouser) ( <a href="#">Note 2</a> )	Lovat suite (jacket and trouser) ( <a href="#">Note 2</a> )	Lovat suite (jacket and trouser) ( <a href="#">Note 2</a> )
Braces	Braces	Braces	Braces
Shirt, stone, long sleeved	Shirt, stone, long sleeved	Shirt, stone, long sleeved	Shirt, stone, long sleeved
Tie, braided, light khaki	Tie, worsted, drab	Tie, worsted, drab	Tie, worsted, drab
Gloves, brown, cape ( <a href="#">Note 3</a> )	Gloves, brown, cape ( <a href="#">Note 3</a> )	Gloves, brown, cape ( <a href="#">Note 3</a> )	Gloves, brown, cape ( <a href="#">Note 3</a> )
Sam Browne (with Frog)	Sword belt, brown	Sword belt, brown	Sword belt, brown
Sword and scabbard, leather, brown ( <a href="#">Note 3</a> )	Sword straps (1 short, 1 long – brown)	Sword straps (1 short, 1 long – brown)	Sword straps (1 short, 1 long – brown)
Lanyard, blue (officers' pattern)	Sash, worsted, scarlet	Sash, worsted, scarlet	Sash, worsted, scarlet
Socks, black (Note 4)	Sword and scabbard, leather, brown ( <a href="#">Note 3</a> )	Sword and scabbard, leather, brown ( <a href="#">Note 3</a> )	Sword and scabbard, leather, brown ( <a href="#">Note 3</a> )
Boots (officers' pattern)	Socks, black	Socks, black	Dress cords, silk
	George boots	George boots	Socks, black
			George boots

UNCONTROLLED WHEN PRINTED

(3) **Other Ranks**

<b>Band SNCO</b>	<b>SNCO Bugler</b>
Cap (Note 5)	Cap (Note 5)
Lovat suite (jacket and trouser) ( <a href="#">Note 2</a> )	Lovat suite (jacket and trouser) ( <a href="#">Note 2</a> )
Braces	Braces
Shirt, stone, long sleeved	Shirt, stone, long sleeved
Tie, worsted, drab	Tie, worsted, drab
Gloves, white ( <a href="#">Note 3</a> )	Gloves, white ( <a href="#">Note 3</a> )
Locket union (gold plated)	Locket union (gold plated)
Belt, white (plastic)	Belt, white (plastic)
Sash, worsted, scarlet	Sash, worsted, scarlet
Socks, black	Dress cords, worsted
George boots	Socks, black
	George boots

c. **Decorations/Medals**

- (1) Up to 2 stars of orders.
- (2) 1 neck decoration.
- (3) Medals.

**Notes:**

1. No. 1B Dress is only to be worn by Directors of Music, Bandmasters, Drum Majors, Bugle Majors (Dress cords to be worn), HQBSRM SNCOs, Volunteer Band Instructors and designated RMBS personnel with authority from SO2 Band.
2. Prince's badge to be worn by all ranks in receipt of the award. All Musicians and Buglers serving in Portsmouth Band (including the Director of Music, Bandmaster and (Corps) Drum Major) to wear the "Royal Band" flash. Bronze letters "RM" and collar badges to be worn.
3. Swords are carried on parade or when ordered. Gloves are normally worn on parade and in winter but may be omitted in summer if ordered.
4. Lovat coloured socks may be worn - purchased at own expense.
5. WO2 Bandmasters, (Corps) Drum Majors and all Musicians serving in Portsmouth and CTCRM Bands are to wear the appropriate cap badges with royal cyphers (not Buglers).

d. Images

Fig 40G-8a. Bugle Major



UNCONTROLLED WHEN PRINTED

## 9. 1C Dress - Lovat Undress

- a. **Occasions for Wear.** Occasions of duty or minor ceremonial ([Note 1](#)).
- b. **Description**

(1) **Officers**

Director of Music
Cap (officers' pattern)
Lovat suit (jacket and trouser) ( <a href="#">Note 2</a> )
Braces
Shirt, stone, long sleeved
Tie, braided, light khaki
Belt, cloth, lovat
Lanyard, blue (officers' pattern)
Socks, black ( <a href="#">Note 3</a> )
Shoes (officers' pattern)

(2) **WO1s & Appointed Ranks**

Warrant Officer (Class 1)	Bandmaster	Drum Major	Bugle Major
Cap (officers' pattern)	Cap (Note 4)	Cap (Note 4)	Cap (Note 4)
Lovat suite (jacket and trouser) ( <a href="#">Note 2</a> )	Lovat suite (jacket and trouser) ( <a href="#">Note 2</a> )	Lovat suite (jacket and trouser) ( <a href="#">Note 2</a> )	Lovat suite (jacket and trouser) ( <a href="#">Note 2</a> )
Braces	Braces	Braces	Braces
Shirt, stone, long sleeved	Shirt, stone, long sleeved	Shirt, stone, long sleeved	Shirt, stone, long sleeved
Tie, braided, light khaki	Tie, worsted, drab	Tie, worsted, drab	Tie, worsted, drab
Belt, cloth, lovat	Belt, cloth, lovat	Belt, cloth, lovat	Belt, cloth, lovat
Lanyard, blue (officers' pattern)	Sash, worsted, scarlet	Sash, worsted, scarlet	Sash, worsted, scarlet
Socks, black ( <a href="#">Note 3</a> )	Socks, black	Socks, black	Dress cords, silk
Shoes (officers' pattern)	George boots	George boots	Socks, black
			George boots



(3) **Other Ranks**

<b>Band SNCO</b>	<b>SNCO Bugler</b>
Cap ( <a href="#">Note 4</a> )	Cap ( <a href="#">Note 4</a> )
Lovat suite (jacket and trouser) ( <a href="#">Note 2</a> )	Lovat suite (jacket and trouser) ( <a href="#">Note 2</a> )
Braces	Braces
Shirt, stone, long sleeved	Shirt, stone, long sleeved
Tie, worsted, drab	Tie, worsted, drab
Belt, cloth, lovat	Belt, cloth, lovat
Sash, worsted, scarlet	Sash, worsted, scarlet
Socks, black	Dress cords, worsted
George boots	Socks, black
	George boots

c. **Decorations/Medals: Medal Ribbons ([Note 5](#))**

- (1) Up to 2 stars of orders.
- (2) 1 neck decoration.
- (3) Medal ribbons.

**Notes:**

1. No. 1C Dress is only to be worn by Directors of Music, Bandmasters, Drum Majors, Bugle Majors (Dress cords to be worn), HQBSRM SNCOs, Volunteer Band Instructors and designated RMBS personnel with authority from SO2 Band.
2. Prince's badge to be worn by all ranks in receipt of the award. All Musicians and Buglers serving in Portsmouth Band (including the Director of Music, Bandmaster and (Corps) Drum Major) to wear the "Royal Band" flash. Bronze letters "RM" and collar badges to be worn.
3. Lovat coloured socks may be worn - purchased at own expense.
4. WO2 Bandmasters, (Corps) Drum Majors and all Musicians serving in Portsmouth and CTCRM Bands are to wear the appropriate cap badges with royal cyphers (not Buglers).
5. Medal Order: Medals may be worn for certain occasions eg. media events if ordered by the relevant senior officer.

UNCONTROLLED WHEN PRINTED

Fig 40G-9a. Band Colour Sergeant - Female



UNCONTROLLED WHEN PRINTED

**10. 2A Dress - Formal Evening Dress "Mess Dress"****a. Occasions for Wear:**

- (1) Official or public balls, dinners and evening receptions of a formal nature.
- (2) Full ceremonial evening events ([Note 1](#)).

**b. Description****(1) Officers**

<b>Directors of Music</b>
Cap/Side hat ( <a href="#">Note 2</a> )
Mess jacket, scarlet ( <a href="#">Note 3</a> )
Mess waistcoat, blue
Shirt, Marcella, white
Bow tie, black
Mess trousers, blue (thick stripe) ( <a href="#">Note 4</a> )
Socks, black
Wellington boots ( <a href="#">Note 4</a> )

**(2) WOs & SNCOs**

<b>WOs &amp; SNCOs (Males)</b>	<b>WOs &amp; SNCOs (Females)</b>
Cap ( <a href="#">Note 5</a> )	Cap ( <a href="#">Note 5</a> )
Mess jacket, scarlet ( <a href="#">Note 3</a> )	Mess jacket, scarlet ( <a href="#">Note 3</a> )
Mess waistcoat, blue	Cummerbund, black
Shirt, Marcella, white	Shirt, Marcella, white
Bow tie, black	Bow tie, black
Mess trousers, blue (thick or thin stripe)	Mess skirt, blue ( <a href="#">Note 7</a> )
Socks, black	Tights, black
Shoes, black ( <a href="#">Note 6</a> )	Shoes, court, black ( <a href="#">Note 8</a> )

**(3) JNCOs, Musicians & Buglers**

<b>JNCOs, Musicians &amp; Buglers</b>
Cap ( <a href="#">Note 4</a> )
Tunic, No 1 Blues ( <a href="#">Note 9</a> )
T-shirt
Trousers, blue (thick or thin stripe)

UNCONTROLLED WHEN PRINTED

**BRd 3(1)**

Braces
Cloth belt
Dress cords, worsted (Buglers only)
Socks, black
Shoes, black ( <a href="#">Note 10</a> )

c. **Decorations/Medals**

- (1) Broad riband.
- (2) Up to 4 stars of orders.
- (3) One neck decoration.
- (4) Miniature medals.

UNCONTROLLED WHEN PRINTED

**Notes:**

1. *Civilian equivalent is White Tie evening dress with medals and decorations as above.*
2. *Side hat is an optional alternative for officers.*
3. *Prince's badge to be worn by all ranks in receipt of the award. All Musicians and Buglers serving in Portsmouth Band (including the Director of Music, Bandmaster and (Corps) Drum Major) may wear the "Royal Band" flash at their discretion.*
4. *Principal Director of Music and any other RMBS officers of Lt Col rank to wear overalls and spurs.*
5. *WO2 Bandmasters, (Corps) Drum Majors and all Musicians serving in Portsmouth and CTCRM Bands are to wear the appropriate cap badges with royal cyphers (not WO1s or Buglers).*
6. *Patent leather shoes may only be worn by male RMBS personnel when attending Mess functions. Not to be purchased at Crown expense.*
7. *Female Mess Undress skirt hem to be 5 cm from the floor - 'black' tights to be worn.*
8. *Patent leather court shoes may only be worn by female RMBS personnel when attending Mess functions. Not to be purchased at Crown expense.*
9. *All Musicians and Buglers serving in Portsmouth Band to wear the "Royal Band" flash. Prince's badge to be worn by all ranks in receipt of the award.*
10. *Females may wear 'Gibson' shoes or male equivalent shoes at their own discretion.*

UNCONTROLLED WHEN PRINTED

d. Images

Fig 40G-10a. Male



Fig 40G-10b. Female



UNCONTROLLED WHEN PRINTED



## 11. 2B Dress - Semi-Formal Evening Dress "Mess Undress"

### a. Occasions For Wear

- (1) Dinner when 2A dress is not appropriate ([Note 1](#)).
- (2) Evening dances and entertainments ([Note 2](#)).

### b. Description

- (1) **Officers.** As for No. 2A Mess except that Officers of Lt Col rank do not wear overalls or spurs but wear blue mess trousers instead ([Note 2](#)).
- (2) **WOs, NCOS, Musicians and Buglers.** As for No. 2A Mess Dress.

### c. Decorations/Medals

- (1) Up to 2 stars of orders.
- (2) One neck decoration.
- (3) Miniature medals.



#### **Notes:**

1. *Civilian equivalent is black tie with medals and decorations as above.*
2. *Kilt with accoutrements may, optionally, be worn by male personnel in place of blue mess trousers, black socks and shoes.*
3. *Overalls and spurs for entitled Officers are optional.*

UNCONTROLLED WHEN PRINTED

**12. 2C (Band) Dress - Informal Evening Dress “Red Sea Rig”**

a. **Occasions for Wear.** As an alternative to No. 1AS Dress when performing on band engagements (temperate or tropical climates) where guests are wearing No. 2B Mess Undress, No. 2C Red Sea Rig or civilian dress if authorised by the Mess President ([Note 7](#)).

b. **Description**

(1) **Directors of Music & Warrant Officers** ([Note 1](#)):

<b>Directors of Music &amp; Warrant Officers</b>
Shirt, short sleeved, white ( <a href="#">Note 4</a> )
Shoulder Straps, white with anodised Letters ‘RM’ and badges of rank
Cummerbund, red
Mess trousers, blue (thick or thin stripe)
Socks, black
Shoes, black ( <a href="#">Note 2</a> )
Cap ( <a href="#">Note 6</a> )

(2) **Other Ranks**

<b>Other Ranks</b> ( <a href="#">Note 3</a> )
Shirt, short sleeved, white ( <a href="#">Note 4</a> )
Slides, shoulder strap, white (for letters “RM”)
Brassard, rank, white ( <a href="#">Note 5</a> )
Cummerbund, red
Blue trousers
Socks, black
Shoes, black ( <a href="#">Note 2</a> )
Cap ( <a href="#">Note 6</a> )

c. **Decorations/Medals.** None.

UNCONTROLLED WHEN PRINTED

**Notes:**

1. *Directors of Music and Warrant Officers may wear Mess Undress if appropriate.*
2. *Patent leather shoes are not to be worn.*
3. *SNCOs may wear No. 2C Dress in place of Mess Dress if performing as part of the ensemble at the discretion of the Director of Music.*
4. *Prince's badge to be worn by all ranks in receipt of the award (attached by Velcro).*
5. *Gold on red rank badges on white brassards to be worn (as appropriate). All Musicians and Buglers serving in Portsmouth Band to wear the "Royal Band" flash. Buglers do not wear the Drum badge.*
6. *Cap worn outdoors except when performing in an ensemble.*
7. *Refer to regarding wearing of "Red Sea Rig" during non-band performance setting.*

UNCONTROLLED WHEN PRINTED

d. Images

Fig 40G-12a. NCOs, Musicians & Buglers



Fig 40G-12b. Musicians and Buglers (Portsmouth Band)



UNCONTROLLED WHEN PRINTED

**13. 3A Dress - Summer General Duty Dress "Half Lovats" (Shirt Sleeve Order)****a. Occasions for Wear**

- (1) Semi formal day rig worn in camp and for day to day duties.
- (2) Worn by RMBS personnel as normal 'Daily Working Dress' in summer.

**b. Description**

Officers & WO1s	Other Ranks
Cap (officers' pattern)	Cap ( <a href="#">Note 6</a> )
Shirt, short sleeved, stone ( <a href="#">Note 1</a> )	Shirt, short sleeved, stone ( <a href="#">Note 1</a> )
Trousers, Lovat (not from Lovat suit)	Trousers, Lovat (not from Lovat suit)
Letters "RM", bronze ( <a href="#">Note 2</a> )	Letters "RM", bronze ( <a href="#">Note 2</a> )
Skirt, Lovat (females only)	Skirt, Lovat (females only)
Corps pattern belt ( <a href="#">Note 3</a> )	Corps pattern belt ( <a href="#">Note 3</a> )
Lanyard (officers' pattern)	Socks, black ( <a href="#">Note 4</a> )
Socks, black ( <a href="#">Note 4</a> )	Shoes, black ( <a href="#">Note 5</a> )
Shoes, black (officers' pattern) ( <a href="#">Note 5</a> )	

**c. Decorations/Medals.** None.

UNCONTROLLED WHEN PRINTED



**Notes:**

1. *Prince's badge to be worn by all ranks in receipt of the award. All Musicians and Buglers serving in Portsmouth Band (including the Director of Music, Bandmaster and (Corps) Drum Major) to wear the "Royal Band" flash. Stone Shirts may be tailored at Crown expense for the following alterations:*
2. *Epaulette holes for letters 'RM'.*
3. *Shorten Shirt and/or Darts and Fitting (females only).*
4. *Worn in shoulder strap. Officers to wear bronze letters "RM" and rank insignia on slides.*
5. *Corps pattern belt to be worn with leather buckle over the left hip and silver buckle adjusted to fit centrally.*
6. *Females to wear 'barely black' tights with Lovat skirt.*
7. *Females may wear 'Gibson' shoes or male equivalent shoes at their own discretion. Court shoes may only be worn by female RMBS personnel (trained ranks only) with Lovat skirt.*
8. *WO2 Bandmasters, (Corps) Drum Majors and all Musicians serving in Portsmouth and CTCRM Bands are to wear the appropriate cap badges with royal cyphers (Buglers).*



## d. Images

Fig 40G-13a. Trousers (Shirt Sleeves)




Fig 40G-13b. Skirt (Shirt Sleeves)



UNCONTROLLED WHEN PRINTED

**14. 3C Dress - General Duty Dress “Half Lovats” (Jersey Order)****a. Occasions for Wear**

- (1) Semi formal day rig worn in camp and for day to day duties.
- (2) Worn by RMBS personnel as normal ‘Daily Working Dress’ in winter.

**b. Description**

Officers & WO1s	Other Ranks
Cap (officers’ pattern)	Cap (Note 5)
Shirt, long sleeved, stone	Shirt, long sleeved, stone
Trousers, Lovat (not from Lovat suit)	Trousers, Lovat (not from Lovat suit)
Jersey, woollen, heavy ( <a href="#">Note 1</a> )	Jersey, woollen, heavy ( <a href="#">Note 1</a> )
Skirt, Lovat (females only)	Skirt, Lovat (females only)
Corps pattern belt ( <a href="#">Note 2</a> )	Corps pattern belt ( <a href="#">Note 2</a> )
Socks, black ( <a href="#">Note 3</a> )	Socks, black ( <a href="#">Note 3</a> )
Shoes, black (officers’ pattern) ( <a href="#">Note 4</a> )	Shoes, black ( <a href="#">Note 4</a> )

**c. Decorations/Medals.** None.**Notes:**

1. Prince’s badge to be worn by all ranks in receipt of the award. All Musicians and Buglers serving in Portsmouth Band (including the Director of Music, Bandmaster and (Corps) Drum Major) to wear the “Royal Band” flash. All other RMBS personnel to wear “Royal Marines Band Services” flashes.

2. Corps pattern belt to be worn with leather buckle over the left hip and silver buckle adjusted to fit centrally.

3. Females to wear ‘barely black’ tights with Lovat skirt.

4. Females may wear ‘Gibson’ shoes or male equivalent shoes at their own discretion. Court shoes may only be worn by female RMBS personnel (trained ranks only) with Lovat skirt.

5. WO2 Bandmasters, (Corps) Drum Majors and all Musicians serving in Portsmouth and CTCRM Bands are to wear the appropriate cap badges with royal cyphers (Buglers).

6. Raincoat worn when ordered (black on green rank/appointment slides to be worn on shoulder straps. Buglers/percussionists may only wear raincoats tucked in when carrying a Military Side Drum or Tenor Drum.



## d. Images

Fig 40G-14a. Trousers (JWH)



Fig 40G-14b. Skirt (JWH)



UNCONTROLLED WHEN PRINTED

Fig 40G-14c. Raincoat



UNCONTROLLED WHEN PRINTED

## 15. Maternity Uniform

### a. Occasions for Wear

- (1) Maternity uniform is to be worn in place of Half Lovats when required.
- (2) Clothing options to be issued in accordance with Para 3814.

### b. Description

Maternity Dress	Maternity Trousers
Cap ( <a href="#">Note 1</a> )	Cap ( <a href="#">Note 1</a> )
Dress ( <a href="#">Note 2</a> )	Shirt, maternity ( <a href="#">Note 4</a> )
Tights, 'barely black' or 'nude maternity'	Cardigan, maternity ( <a href="#">Note 5</a> )
Shoes, black ( <a href="#">Note 3</a> )	Trousers, Lovat ( <a href="#">Note 6</a> )
	Socks, black
	Shoes, black ( <a href="#">Note 7</a> )

### c. Decorations/Medals. None.

#### Notes:

1. WO2 Bandmasters and all Musicians serving in Portsmouth and CTCRM Bands are to wear the appropriate cap badge with cyphers (not Buglers).
2. Letters "RM" (bronze), rank and Prince's badge (white on khaki) only to be worn on the maternity dress (no shoulder flashes).
3. Gibson or court shoes may be worn.
4. Letters "RM" (bronze), rank and Prince's badge (white on khaki) to be worn on maternity shirts.
5. Rank, Prince's badge (black on green) and "Royal Marines Band Service" shoulder flashes or "Royal Band" flash (red on blue) to be worn on the maternity cardigan.
6. Previously issued Lovat trousers are to be altered to fit with elasticated panel. Replacement trousers to be issued on return to work following pregnancy.
7. Gibson shoes or male equivalent may be worn.



UNCONTROLLED WHEN PRINTED

d. Images

Fig 40G-15a. Maternity Dress



Fig 40G-15b. Maternity Trousers (Shirt)





Fig 40G-15c. Maternity Trousers (Cardigan)



UNCONTROLLED WHEN PRINTED